

# RF POWER AMPLIFIER



2017 Model

## R&K-GA801M402-5656R



- All Solid-State Amplifier
- Broadband Frequency: 800MHz ~ 4000MHz
- Output Power (CW) : 400W (min.) @1dB Comp.

### APPLICATION

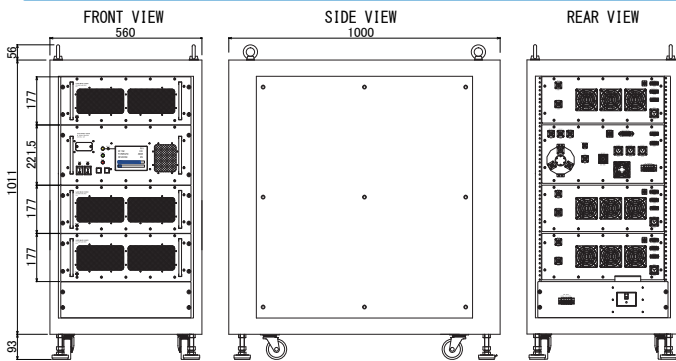
- EMC (Electromagnetic Compatibility)
- Accelerator Application
- Telecommunication Test and Measurement Application
- Etc...

### SPECIFICATIONS @ +25°C

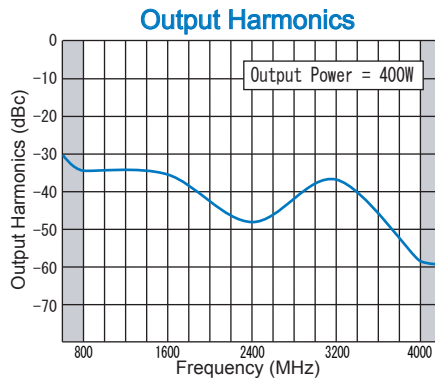
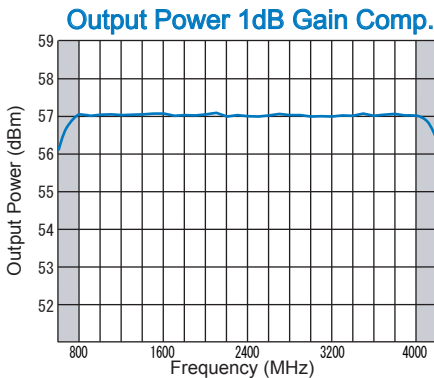
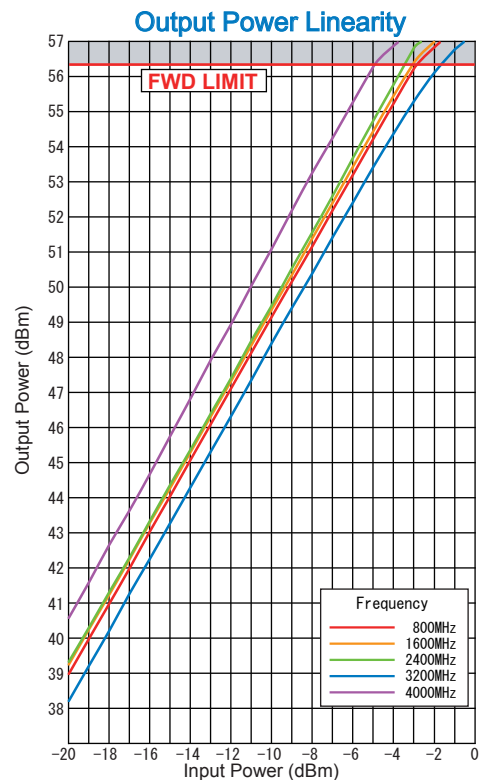
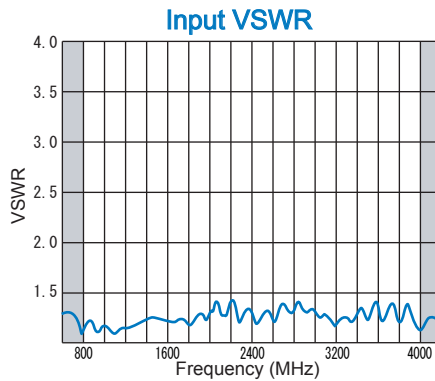
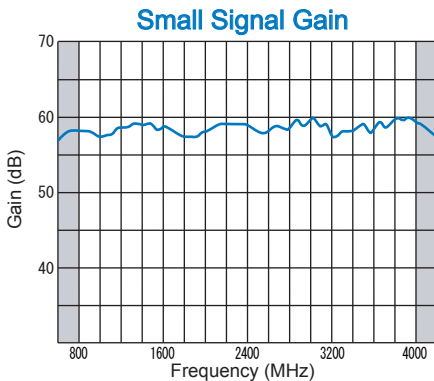
Frequency Range	: 800MHz ~ 4000MHz
Small Signal Gain	: +56.0dB (min.)
Gain Flatness	: ±2.5dB (max.)
Output Power (CW)	: 400W (min.) @1dB Comp.
Harmonics	: -18.0dBc (max.) @Po=400W
Spurious	: -70.0dBc (max.) @Po=400W
Impedance	: 50Ω
Input VSWR	: 2.0 (max.)
Maximum RF Input Power	: +3.0dBm
AC Supply Input	: AC200V ± 15% / 3φ, 50/60Hz, 6kVA
Operating Temperature	: 0°C to +35°C
Storage Temperature	: -15°C to +55°C
Connectors	: RF - IN N - FEMALE @REAR PANEL RF - OUT 7/16" - FEMALE @REAR PANEL
Size	: (W)560mm × (D)1000mm × (H)1104mm
Weight	: 300kg (max.)
Cooling	: Forced Air Cooling
Protection Circuits	: Over Temperature Protection Power Supply Voltage Protection Output Over Power Protection Output Over Reflected Power Protection
Other Functions	: R&K Multi Monitoring System GP-IB (IEEE-488) Safety Interlock (EMERGENCY)

### OUTLINE DRAWING

※ IN MILLIMETERS



### TYPICAL PERFORMANCE (Temp @+25°C)



R&K reserves the right to make changes in the specifications of or discontinue products at any time without notice. R&K products shall not be used for or in connection with equipment that requires an extremely high level of reliability and safety such as aerospace uses or medical life support equipment. Further, R&K cannot export products to any country for use in military or defense applications.

## R&K Company Limited

721-1 Maeda, Fuji-City, Shizuoka-Pref. 416-8577 Japan  
 Tel: +81-545-31-2600 E-mail: info@rkco.jp  
 Fax: +81-545-31-1600 URL: http://rk-microwave.com