

R&K-A509MBW6-7373R



- All Solid State Amp. (300W × 128parallel)
- Frequency Range : 509MHz ± 3MHz
- Output Power : 20kW (min.) @ 1dB Comp.
- Forced Air Cooling, Best MTBF Design.

SPECIFICATIONS @ +25°C

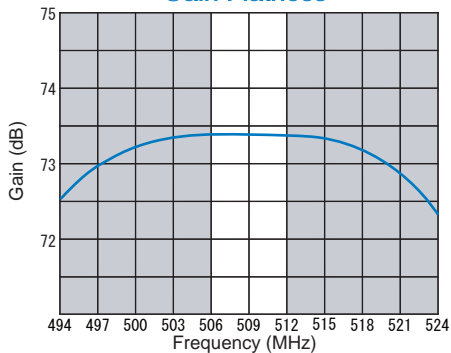
Frequency Range	: 509MHz ± 3MHz
Small Signal Gain	: +73.0dB (min.)
Gain Flatness	: ±0.5dB (max.)
Output Power	: 20kW (min.) @ 1dB Comp.
Operation Mode	: Class AB
Harmonics	: -40.0dBc (max.) @ Po=20kW
Spurious	: -65.0dBc (max.) @ Po=20kW
Impedance	: 50Ω
Input VSWR	: 1.3 (max.)
Output VSWR	: 1.3 (max.)
AC Supply Input	: AC200V ± 15% / 3φ, 50/60Hz, 75kVA
Operating Temperature	: 0°C to +40°C
Storage Temperature	: -15°C to +65°C
Connectors	
RF - IN	: SMA - FEMALE
RF - OUT	: 6 1/8" EIA Flange
Circulator Dummy Port	: 3 1/8" EIA Flange
GPIB	: 57FE - 20240 - 20SD35
Input/Output Monitor	: SMA - FEMALE
Size	: (W)880mm × (D)1135mm × (H)2034mm
Weight	: 1200.0kg (typ.)
Cooling	: Forced Air Cooling and Water Cooling

HOW TO ORDER

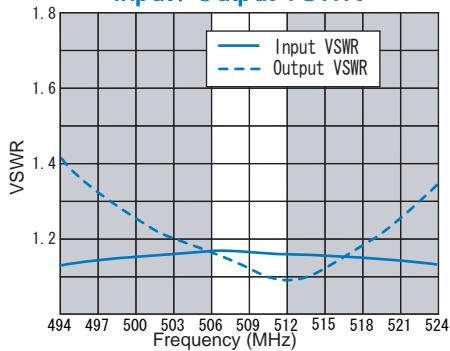
Model Name
R&K-A509MBW6-7373R OP XX Option: Ask

TYPICAL PERFORMANCE (Temp @ +25°C)

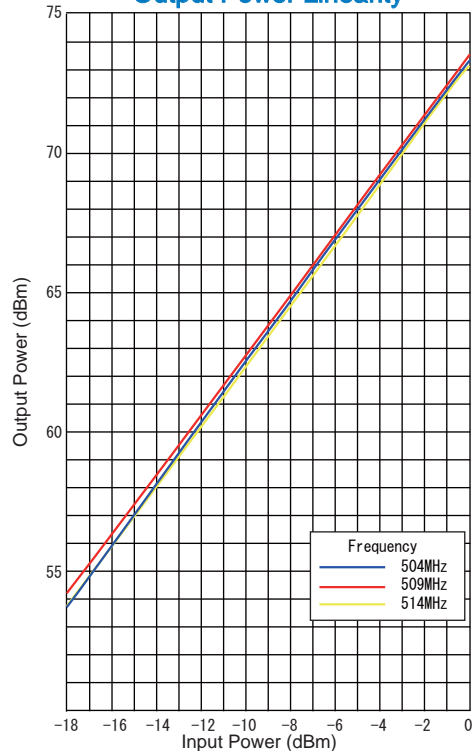
Gain Flatness



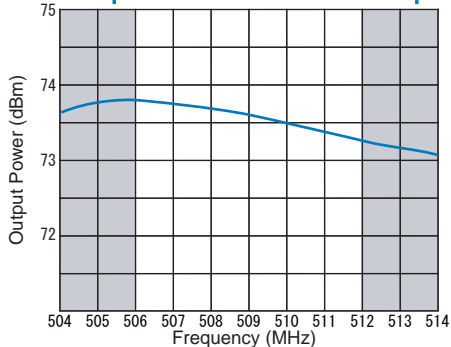
Input / Output VSWR



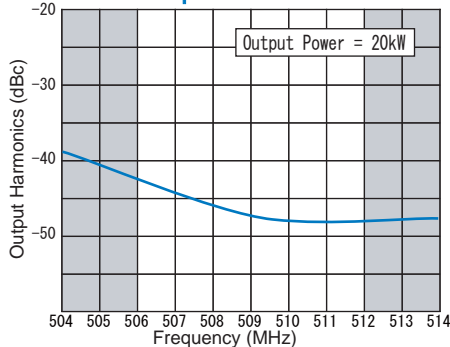
Output Power Linearity



Output Power 1dB Gain Comp.



Output Harmonics



R&K reserves the right to make changes in the specifications of or discontinue products at any time without notice. R&K products shall not be used for or in connection with equipment that requires an extremely high level of reliability and safety such as aerospace uses or medical life support equipment. Further, R&K cannot export products to any country for use in military or defense applications.

R&K Company Limited

721-1 Maeda, Fuji-City, Shizuoka-Pref. 416-8577 Japan
 Tel : +81-545-31-2600 E-mail : info@rkco.jp
 Fax : +81-545-31-1600 URL : http://rk-microwave.com