

RF POWER AMPLIFIER



R&K-A1000-1060-R

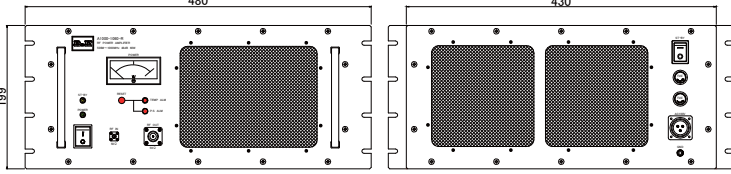


OUTLINE DRAWING

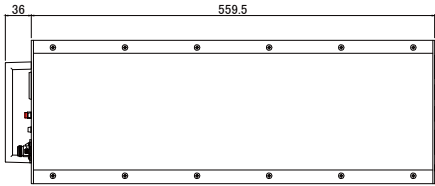
※IN MILLIMETERS

FRONT VIEW
480

REAR VIEW
430



SIDE VIEW
559.5



- All-Solid-State Amplifier
- Frequency Range : 500MHz~1000MHz
- Output Power : 60W (min.) @1dB Comp.

SPECIFICATIONS @ +25°C

Frequency Range	: 500MHz ~ 1000MHz
Small Signal Gain	: +48.0dB (min.)
Gain Flatness	: ±2.0dB (max.)
Output Power	: 60W (min.) @1dB Comp.
Output I.C.P	: +58.0dBm (typ.)
Harmonics	: -30.0dBc (max.) @Po=60W
Spurious	: -60.0dBc (max.) @Po=60W
Operation Mode	: Class A
Impedance	: 50Ω
Input VSWR	: 2.0 (max.)
Output VSWR	: 2.0 (max.)
AC Supply Input	: AC100V±10%/1φ, 50/60Hz, 1.4kVA
Maximum RF Input Power	: +3dBm
Operating Temperature	: -10°C to +45°C
Storage Temperature	: -15°C to +65°C
Connectors	
RF - IN	: SMA - FEMALE
RF - OUT	: N - FEMALE
Size	: (W)480mm×(D)559.5mm×(H)199mm
Weight	: 30.0kg (max.)
Cooling	: Forced Air Cooling
Protection Circuits	: Over Temperature Protection Voltage Abnormality Protection
Other	: With Forward Power Meter (Accuracy : ±20%)

HOW TO ORDER

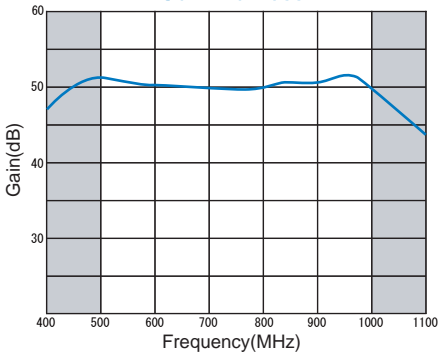
Model Name

R&K-A1000-1060-R

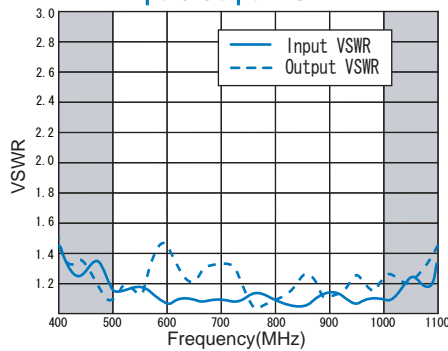
No Option

TYPICAL PERFORMANCE (Temp @+25°C)

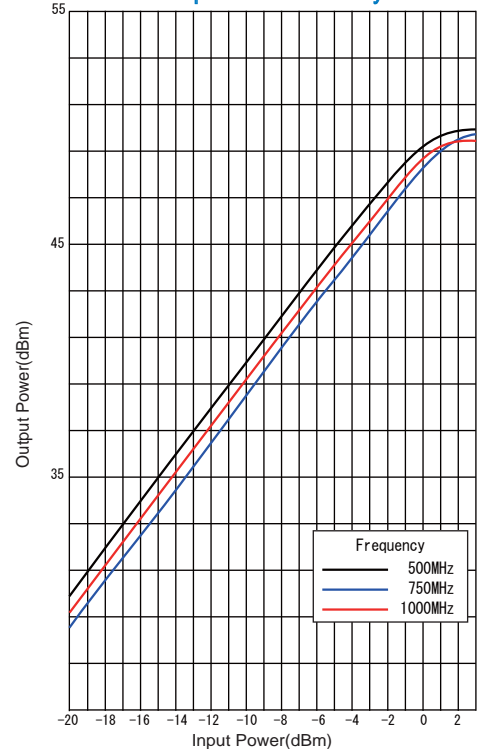
Gain Flatness



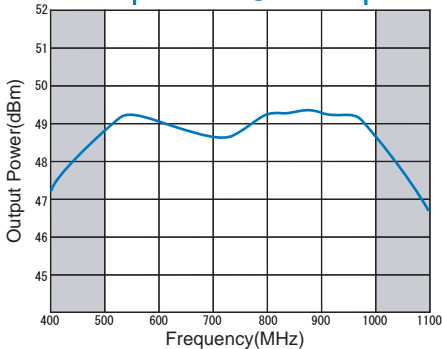
Input / Output VSWR



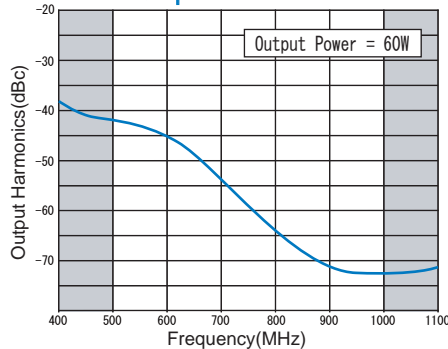
Output Power Linearity



Output Power @1dB comp.



Output Harmonics



R&K reserves the right to make changes in the specifications of or discontinue products at any time without notice. R&K products shall not be used for or in connection with equipment that requires an extremely high level of reliability and safety such as aerospace uses or medical life support equipment. Further, R&K cannot export products to any country for use in military or defense applications.

R&K Company Limited

721-1 Maeda, Fuji-City, Shizuoka-Pref. 416-8577 Japan
Tel : +81-545-31-2600 E-mail : info@rkco.jp
Fax : +81-545-31-1600 URL : http://rk-microwave.com