

RF POWER AMPLIFIER

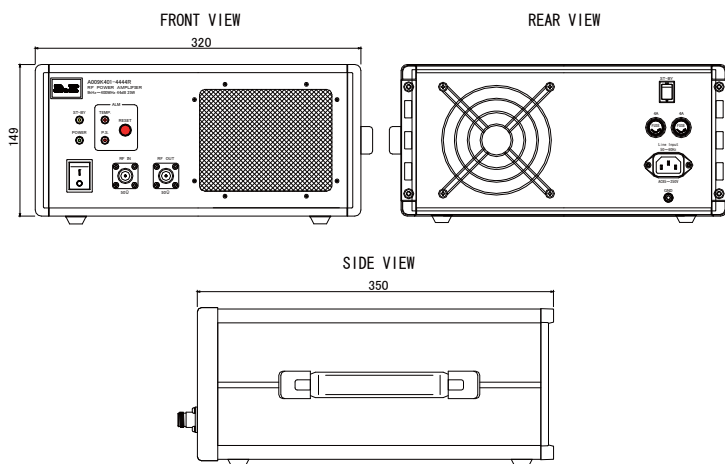


R&K-A009K401-4444R



OUTLINE DRAWING

※ IN MILLIMETERS



- Class A Linear Solid-State Amplifier
- Broadband Frequency: 9kHz~400MHz
- Output Power : 25W (min.) @1dB Comp.

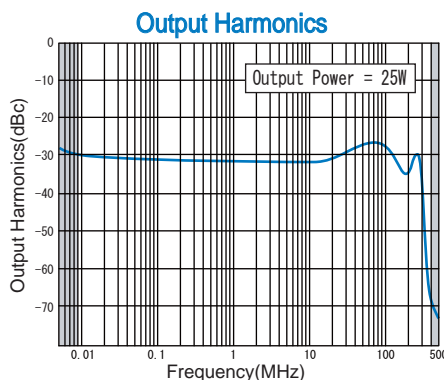
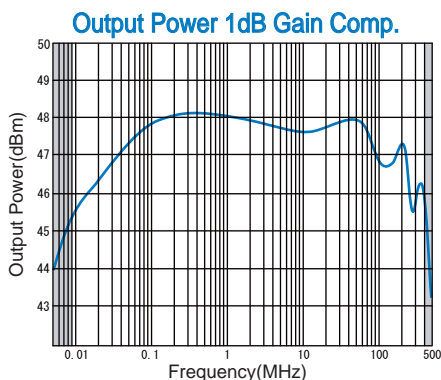
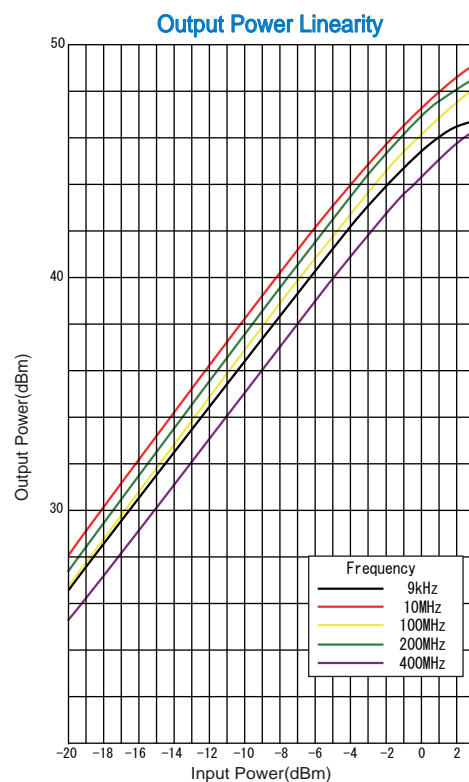
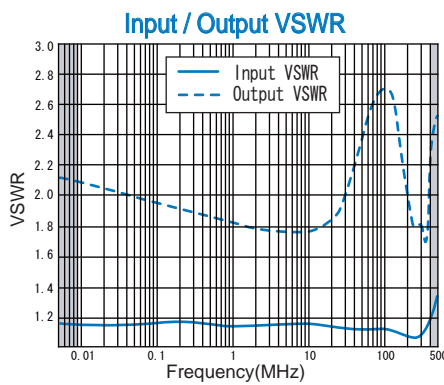
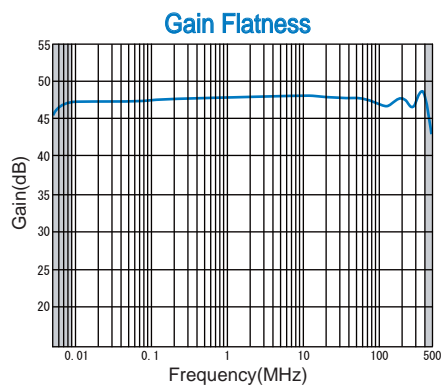
SPECIFICATIONS @ +25°C

Frequency Range	: 9kHz ~ 400MHz
Small Signal Gain	: +44.0dB (min.)
Gain Flatness	: ±2.0dB (max.)
Output Power	: 25W (min.) @1dB Comp.
Operation Mode	: Class A
Output I.C.P.	: +54.0dBm (typ.)
Harmonics	: -20.0dBc (max.) @Po=25W
Spurious	: -65.0dBc (max.) @Po=25W
Impedance	: 50Ω
Input VSWR	: 2.0 (max.)
Output VSWR	: 3.0 (max.)
Maximum RF Input Power	: +3.0dBm
AC Supply Input	: AC85V~250V/1φ, 50/60Hz, 300VA
Operating Temperature	: 0°C to +40°C
Storage Temperature	: -15°C to +65°C
Connectors	: RF - IN N - FEMALE RF - OUT N - FEMALE
Size	: (W)320mmx(D)350mmx(H)149mm
Weight	: 15.0kg (max.)
Cooling	: Forced Air Cooling
Protection Circuits	: Over Temperature Protection Power Supply Voltage Protection

TYPICAL PERFORMANCE (Temp @+25°C)

HOW TO ORDER

Model Name
R&K-A009K401-4444R No Option



R&K reserves the right to make changes in the specifications of or discontinue products at any time without notice. R&K products shall not be used for or in connection with equipment that requires an extremely high level of reliability and safety such as aerospace uses or medical life support equipment. Further, R&K cannot export products to any country for use in military or defense applications.

R&K Company Limited

721-1 Maeda, Fuji-City, Shizuoka-Pref. 416-8577 Japan
Tel: +81-545-31-2600 E-mail: info@rkco.jp
Fax: +81-545-31-1600 URL: http://rk-microwave.com