
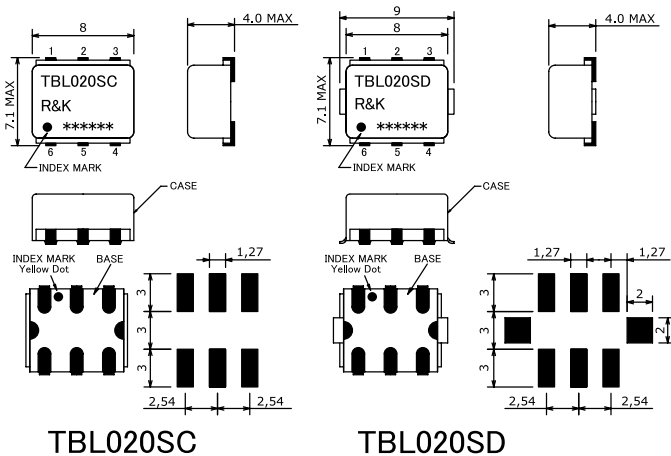


R&K-TBL020



OUTLINE DRAWING

※IN MILLIMETERS



- Frequency : 3MHz-800MHz
- Low-Loss Balun-Transformer
- Small & Low Cost / Surface Mount
- RoHS Compliance

SPECIFICATIONS

Frequency Range : 3-800MHz
 Insertion Loss

	3 - 10MHz	10 - 300MHz	300 - 800MHz
Typ.	1.5dB	0.8dB	1.5dB
Max.	3.0dB	2.0dB	3.0dB

Amplitude Balance

	3 - 10MHz	10 - 300MHz	300 - 800MHz
Typ.	0.2dB	0.1dB	0.5dB
Max.	0.5dB	0.4dB	1.0dB

Phase Balance

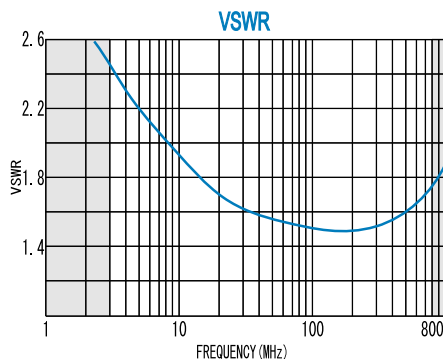
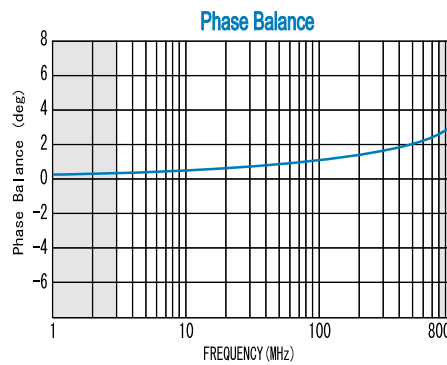
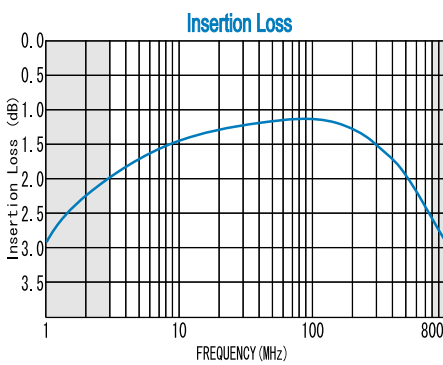
	3 - 10MHz	10 - 300MHz	300 - 800MHz
Typ.	1.0°	1.0°	3.0°
Max.	3.0°	3.0°	6.0°

- Impedance Ratio (Secondary / Primary): 4
- Input Port VSWR : 1.8:1 (typ.)
- Impedance (Input Port) : 50Ω (nom.)
- Maximum RF Input Power : 0.25W (max.)
- Operating Temperature : -40°C to + 85°C
- Storage Temperature : -40°C to +100°C
- Max.Reflow Soldering Temp. : 260°C, 10sec.
- Reflow Soldering Repeatability : 3 times
- Weight (Standard) : 0.46g (typ.)

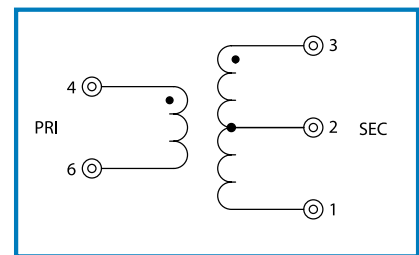
HOW TO ORDER

Model Name R&K-TBL020SC-BLK
 BLK=Antistatic bag
 TR1=Tape & Reel Package
 SC=Case Type of SC
 SD=Case Type of SD

TYPICAL PERFORMANCE (Temp @+25°C)



SCHEMATIC



Function	Pin No.
PRIMARY DOT	4
PRIMARY	6
SECONDARY DOT	3
SECONDARY	1
SECONDARY CT	2
N.C.	5

R&K reserves the right to make changes in the specifications of or discontinue products at any time without notice. R&K products shall not be used for or in connection with equipment that requires an extremely high level of reliability and safety such as aerospace uses or medical life support equipment. Further, R&K cannot export products to any country for use in military or defense applications.

R&K Company Limited

721-1 Maeda, Fuji-City, Shizuoka-Pref. 416-8577 Japan
 Tel : +81-545-31-2600 E-mail : info@rk.co.jp
 Fax : +81-545-31-1600 URL : http://rk-microwave.com