
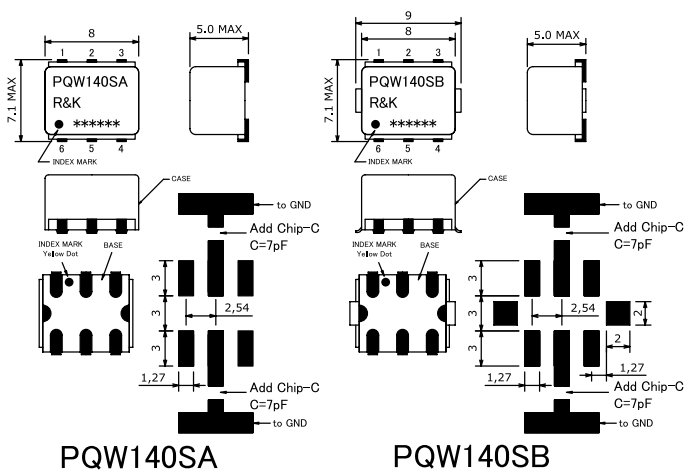


## R&K-PQW140



### OUTLINE DRAWING

※IN MILLIMETERS



- Frequency : 115-165MHz
- 2Way-90° Low-Loss High-Isolation
- Small & Low Cost / Surface Mount
- RoHS Compliance

### SPECIFICATIONS

Frequency Range : 115-165MHz  
 Insertion Loss (Except Theoretical Loss 3.0dB)

	115 - 127MHz	127 - 153MHz	153 - 165MHz
Typ.	0.5dB	0.5dB	0.5dB
Max.	1.5dB	1.0dB	1.5dB

### Isolation

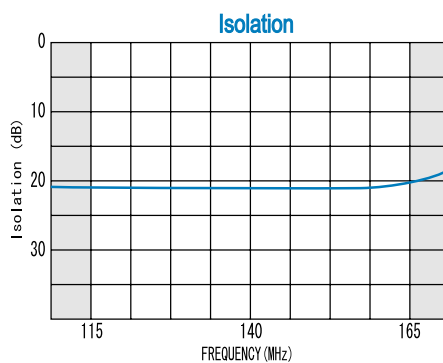
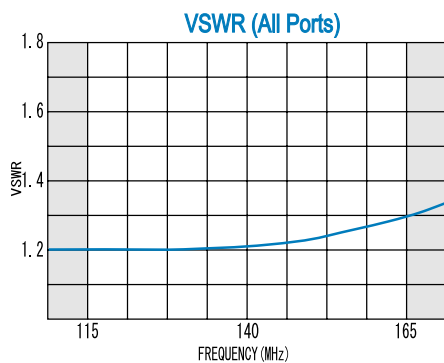
	115 - 127MHz	127 - 153MHz	153 - 165MHz
Typ.	20dB	20dB	20dB
Min.	18dB	18dB	18dB

- Amplitude Balance : 1.5dB (max.)
- Phase Balance :  $\pm 5.0$ deg (max.)
- Phase Difference : 90°
- VSWR (All Ports) : 1.4:1 (max.)
- Impedance (All Ports) : 50Ω
- Maximum RF Input Power : 1W (max.)
- Operating Temperature : -40°C to + 85°C
- Storage Temperature : -40°C to +100°C
- Max.Reflow Soldering Temp. : 260°C, 10sec.
- Reflow Soldering Repeatability : 3 times
- Weight (Standard) : 0.46g (typ.)

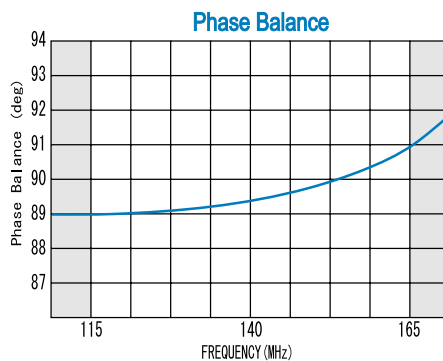
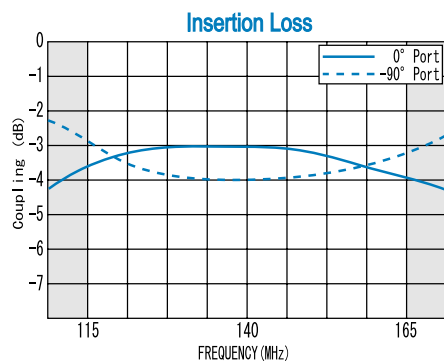
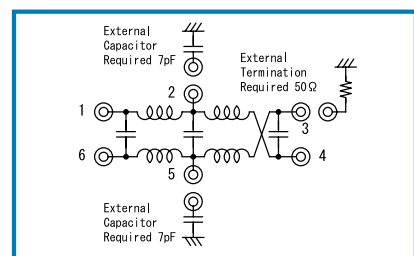
### HOW TO ORDER

Model Name R&K-PQW140SA-BLK  
 BLK=Antistatic bag  
 TR1=Tape & Reel Package  
 SA=Case Type of SA  
 SB=Case Type of SB

### TYPICAL PERFORMANCE (Temp @+25°C)



### SCHEMATIC



Function	Pin No.
SUM	1
-90°	4
0°	6
ISO	3
CENTER TERM.	2, 5

R&K reserves the right to make changes in the specifications of or discontinue products at any time without notice. R&K products shall not be used for or in connection with equipment that requires an extremely high level of reliability and safety such as aerospace uses or medical life support equipment. Further, R&K cannot export products to any country for use in military or defense applications.

## R&K Company Limited

721-1 Maeda, Fuji-City, Shizuoka-Pref. 416-8577 Japan  
 Tel : +81-545-31-2600 E-mail : info@rk.co.jp  
 Fax : +81-545-31-1600 URL : http://rk-microwave.com