
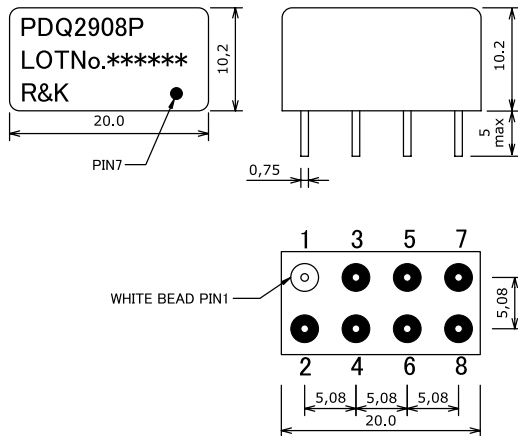


## R&K-PDQ290



### OUTLINE DRAWING

※IN MILLIMETERS



- Frequency : 240MHz-340MHz
- 2Way-90° Low-Loss High-Isolation
- Low Cost / 8PIN Package
- RoHS Compliance

### SPECIFICATIONS

Frequency Range	: 240-340MHz		
Insertion Loss	(Except Theoretical Loss 3.0dB)		
	240 - 273MHz	273 - 307MHz	307 - 340MHz
Typ.	0.5dB	0.5dB	0.5dB
Max.	1.0dB	1.0dB	1.0dB

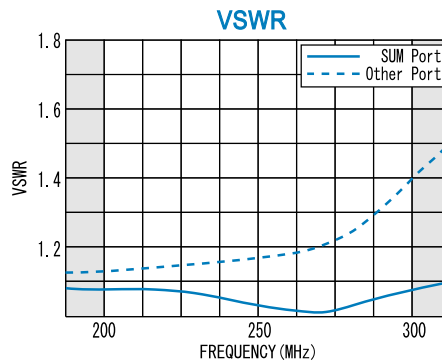
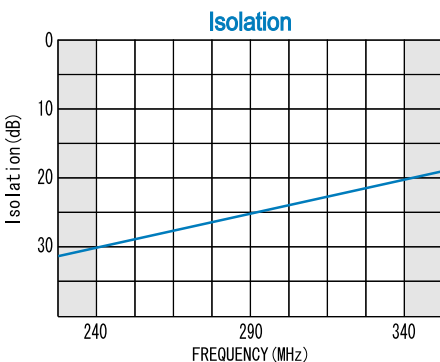
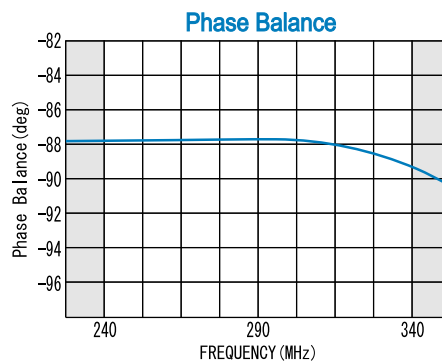
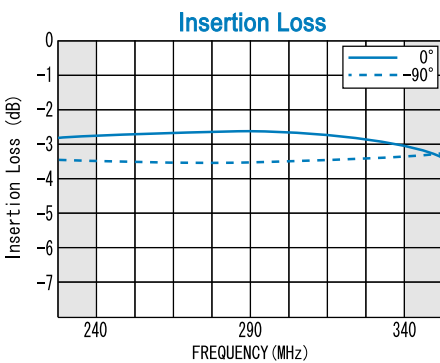
Isolation	240 - 273MHz	273 - 307MHz	307 - 340MHz
Typ.	25dB	25dB	20dB
Min.	20dB	20dB	15dB

- Amplitude Balance : 1.5dB (max.)
- Phase Balance : 4.0deg (max.)
- Phase Difference : 90°
- VSWR (All Ports) : 1.5:1 (max.)
- Impedance (All Ports) : 50Ω
- Maximum RF Input Power : 2W (max.)
- Operating Temperature : -40°C to + 85°C
- Storage Temperature : -40°C to +100°C

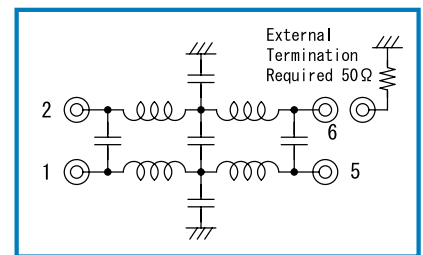
### HOW TO ORDER

Model Name  
R&K-PDQ2908P 8P=8PIN Package

### TYPICAL PERFORMANCE (Temp @+25°C)



### SCHEMATIC



Function	Pin No.
SUM	1
0°	2
-90°	5
ISO	6
GND	3, 4, 7, 8

R&K reserves the right to make changes in the specifications of or discontinue products at any time without notice. R&K products shall not be used for or in connection with equipment that requires an extremely high level of reliability and safety such as aerospace uses or medical life support equipment. Further, R&K cannot export products to any country for use in military or defense applications.

## R&K Company Limited

721-1 Maeda, Fuji-City, Shizuoka-Pref. 416-8577 Japan  
Tel: +81-545-31-2600 E-mail: info@rk.co.jp  
Fax: +81-545-31-1600 URL: http://rk-microwave.com