
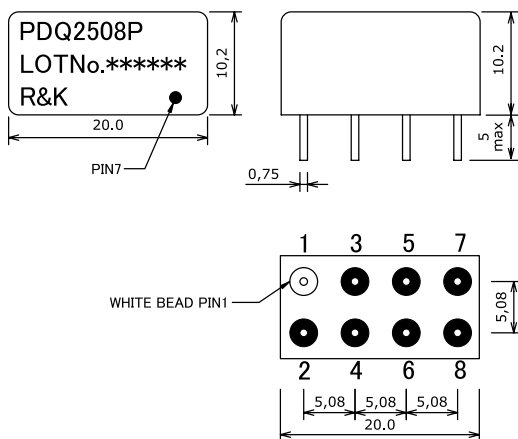


R&K-PDQ250



OUTLINE DRAWING

※ IN MILLIMETERS



- Frequency : 200MHz-300MHz
- 2Way-90° Low-Loss High-Isolation
- Low Cost / 8PIN Package
- RoHS Compliance

SPECIFICATIONS

| | | | |
|--|--------------|--------------|--------------|
| Frequency Range | : 200-300MHz | | |
| Insertion Loss (Except Theoretical Loss 3.0dB) | | | |
| | 200 - 233MHz | 233 - 267MHz | 267 - 300MHz |
| Typ. | 0.4dB | 0.4dB | 0.4dB |
| Max. | 0.8dB | 0.8dB | 0.8dB |

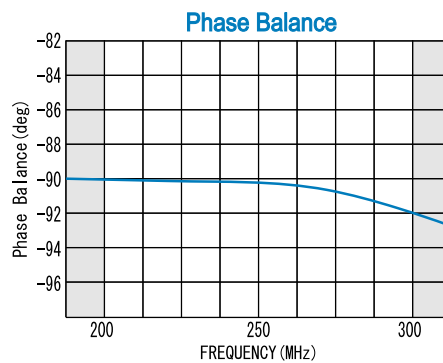
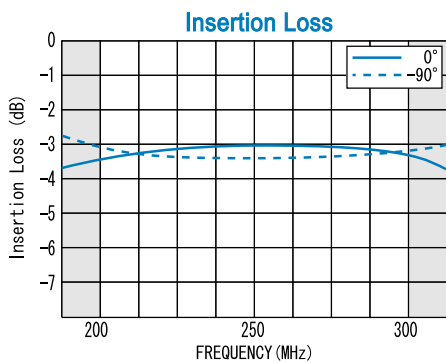
| | | | |
|-----------|--------------|--------------|--------------|
| Isolation | | | |
| | 200 - 233MHz | 233 - 267MHz | 267 - 300MHz |
| Typ. | 20dB | 20dB | 20dB |
| Min. | 15dB | 15dB | 15dB |

- Amplitude Balance : 1.5dB (max.)
- Phase Balance : 4.0deg (max.)
- Phase Difference : 90°
- VSWR (All Ports) : 1.6:1 (max.)
- Impedance (All Ports) : 50Ω
- Maximum RF Input Power : 2W (max.)
- Operating Temperature : -40°C to + 85°C
- Storage Temperature : -40°C to + 100°C

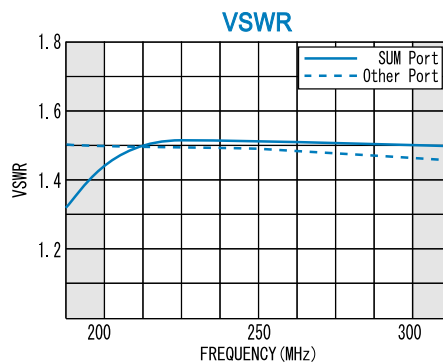
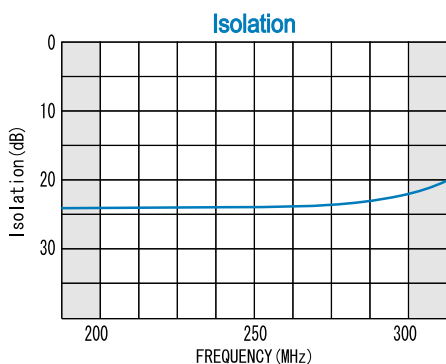
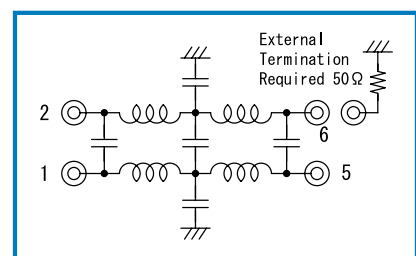
HOW TO ORDER

Model Name
R&K-PDQ2508P 8P=8PIN Package

TYPICAL PERFORMANCE (Temp @+25°C)



SCHEMATIC



| Function | Pin No. |
|----------|------------|
| SUM | 1 |
| 0° | 2 |
| -90° | 5 |
| ISO | 6 |
| GND | 3, 4, 7, 8 |

R&K reserves the right to make changes in the specifications of or discontinue products at any time without notice. R&K products shall not be used for or in connection with equipment that requires an extremely high level of reliability and safety such as aerospace uses or medical life support equipment. Further, R&K cannot export products to any country for use in military or defense applications.

R&K Company Limited

721-1 Maeda, Fuji-City, Shizuoka-Pref. 416-8577 Japan
Tel : +81-545-31-2600 E-mail : info@rk.co.jp
Fax : +81-545-31-1600 URL : http://rk-microwave.com