
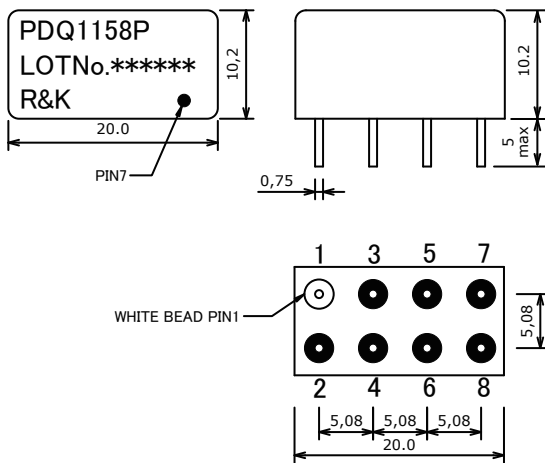


R&K-PDQ115



OUTLINE DRAWING

※IN MILLIMETERS



- Frequency : 80MHz-150MHz
- 2Way-90° Low-Loss High-Isolation
- Low Cost / 8PIN Package
- RoHS Compliance

SPECIFICATIONS

Frequency Range : 80-150MHz Δ1

Insertion Loss (Except Theoretical Loss 3.0dB)

	80 - 103MHz	103 - 127MHz	127 - 150MHz
Typ.	0.4dB	0.4dB	0.4dB
Max.	0.7dB	0.7dB	0.7dB

Isolation

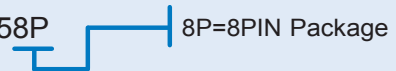
	80 - 103MHz	103 - 127MHz	127 - 150MHz
Typ.	20dB	20dB	20dB
Min.	15dB	15dB	15dB

- Amplitude Balance : 1.2dB (max.)
- Phase Balance : 4.0deg (max.)
- Phase Difference : 90°
- VSWR (All Ports) : 1.4 (max.)
- Impedance (All Ports) : 50Ω
- Maximum RF Input Power : 2W (max.)
- Operating Temperature : -40°C to +85°C
- Storage Temperature : -40°C to +100°C

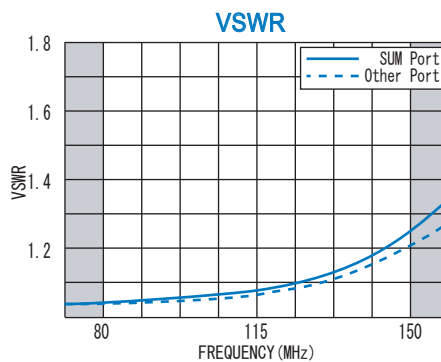
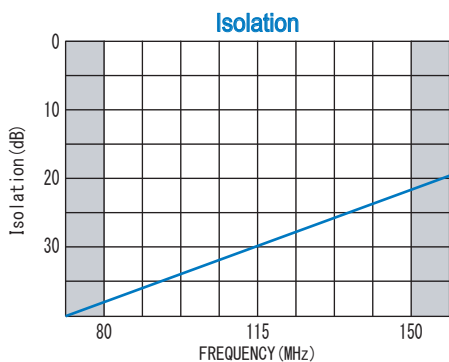
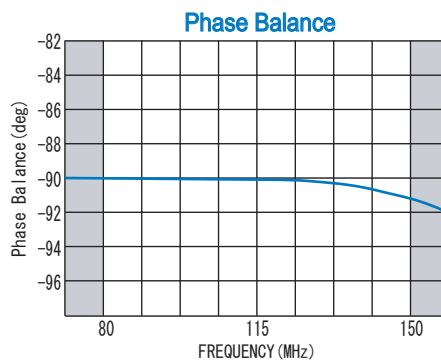
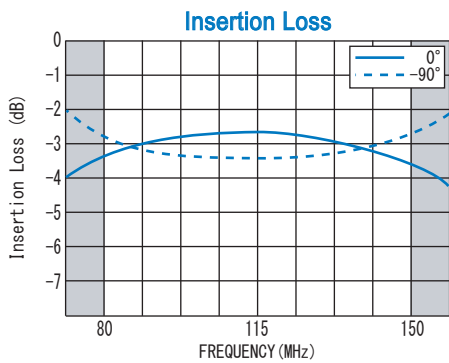
HOW TO ORDER

Model Name

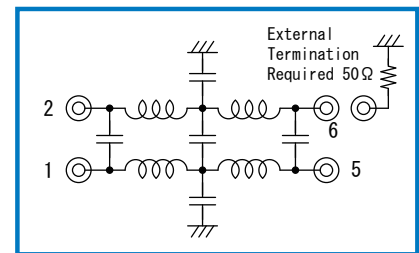
R&K-PDQ1158P



TYPICAL PERFORMANCE (Temp @+25°C)



SCHEMATIC



Function	Pin No.
SUM	1
0°	2
-90°	5
ISO	6
GND	3, 4, 7, 8

* CHANGE Δ1 03/Jul./2014

R&K reserves the right to make changes in the specifications of or discontinue products at any time without notice. R&K products shall not be used for or in connection with equipment that requires an extremely high level of reliability and safety such as aerospace uses or medical life support equipment. Further, R&K cannot export products to any country for use in military or defense applications.

R&K Company Limited

721-1 Maeda, Fuji-City, Shizuoka-Pref. 416-8577 Japan
 Tel : +81-545-31-2600 E-mail : info@rkco.jp
 Fax : +81-545-31-1600 URL : http://rk-microwave.com