
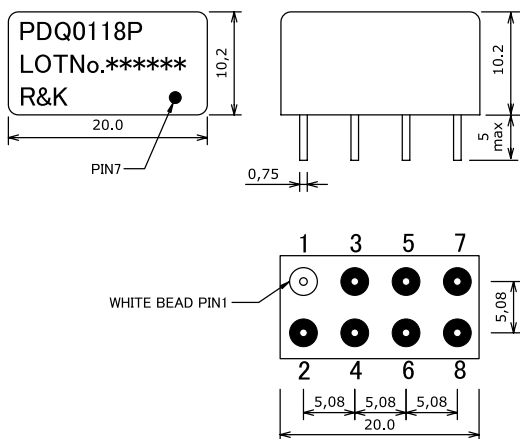


## R&K-PDQ011



### OUTLINE DRAWING

※IN MILLIMETERS



- Frequency : 9.7MHz-11.7MHz
- 2Way-90° Low-Loss High-Isolation
- Low Cost / 8PIN Package
- RoHS Compliance

### SPECIFICATIONS

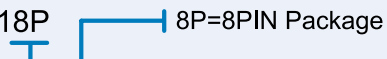
Frequency Range	: 9.7-11.7MHz		
Insertion Loss	(Except Theoretical Loss 3.0dB)		
	9.7 - 10.2MHz	10.2 - 11.2MHz	11.2 - 11.7MHz
Typ.	0.4dB	0.4dB	0.4dB
Max.	0.7dB	0.7dB	0.7dB

Isolation	9.7 - 10.2MHz	10.2 - 11.2MHz	11.2 - 11.7MHz
Typ.	22dB	22dB	22dB
Min.	18dB	18dB	18dB

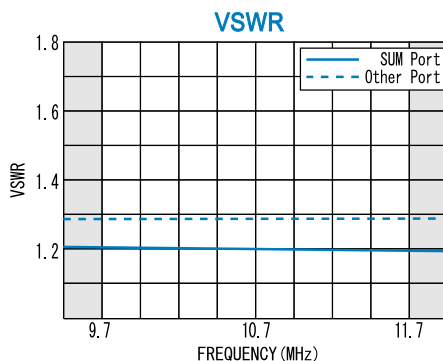
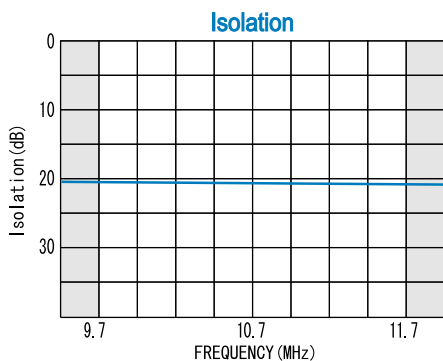
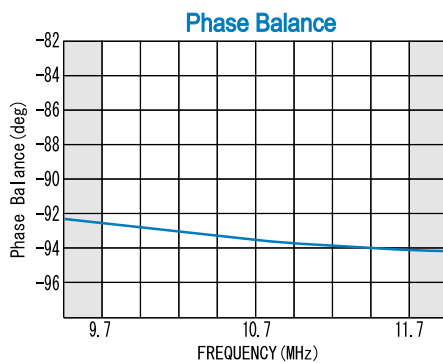
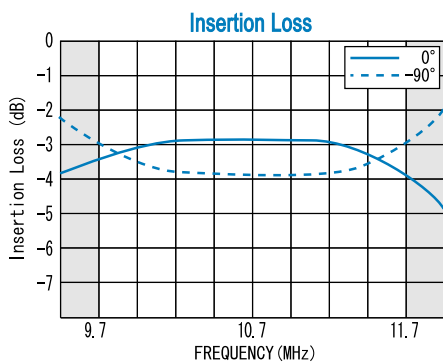
Amplitude Balance	: 1.2dB (max.)
Phase Balance	: 5.0deg (max.)
Phase Difference	: 90°
VSWR (All Ports)	: 1.4 :1(max.)
Impedance (All Ports)	: 50 Ω
Maximum RF Input Power	: 1W (max.)
Operating Temperature	: -40°C to + 85°C
Storage Temperature	: -40°C to +100°C

### HOW TO ORDER

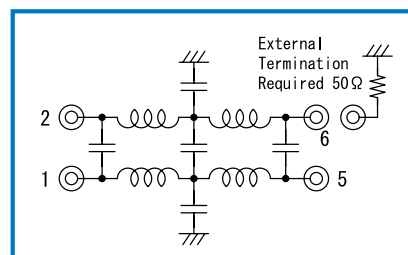
Model Name  
R&K-PDQ0118P



### TYPICAL PERFORMANCE (Temp @+25°C)



### SCHEMATIC



Function	Pin No.
SUM	1
0°	2
-90°	5
ISO	6
GND	3, 4, 7, 8

R&K reserves the right to make changes in the specifications of or discontinue products at any time without notice. R&K products shall not be used for or in connection with equipment that requires an extremely high level of reliability and safety such as aerospace uses or medical life support equipment. Further, R&K cannot export products to any country for use in military or defense applications.

## R&K Company Limited

721-1 Maeda, Fuji-City, Shizuoka-Pref. 416-8577 Japan  
Tel: +81-545-31-2600 E-mail: info@rk.co.jp  
Fax: +81-545-31-1600 URL: http://rk-microwave.com