


# POWER DIVIDER/COMBINER

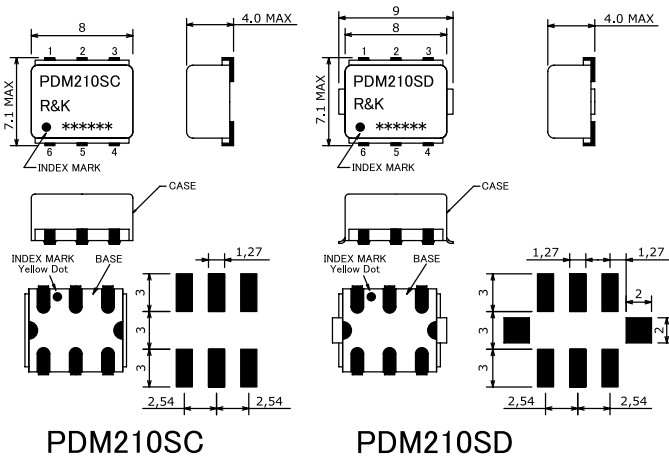


## R&K-PDM210



### OUTLINE DRAWING

※IN MILLIMETERS



- Frequency : 1900MHz-2300MHz
- 2Way-0° Low-Loss High-Isolation
- Small & Low Cost / Surface Mount
- RoHS Compliance

### SPECIFICATIONS

Frequency Range : 1900-2300MHz  
 Insertion Loss (Except Theoretical Loss 3.0dB)

		1900 - 2300MHz	
Typ.		0.6dB	
Max.		0.9dB	

#### Isolation

		1900 - 2300MHz	
Typ.		25dB	
Min.		18dB	

- Amplitude Balance : 0.6dB (max.)
- Phase Balance : 7.0deg (max.)
- Phase Difference : 0°
- VSWR (All Ports) : 1.4:1(max.)
- Impedance (All Ports) : 50Ω
- Maximum RF Input Power : 1W (max.)
- Internal Load Dissipation : 0.1W
- Operating Temperature : -40°C to + 85°C
- Storage Temperature : -40°C to +100°C
- Max.Reflow Soldering Temp. : 260°C,10sec.
- Reflow Soldering Repeatability : 3 times
- Weight (Standard) : 0.46g (typ.)

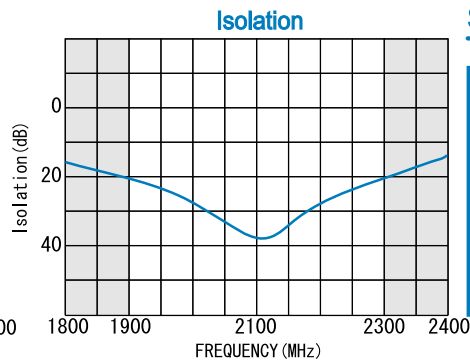
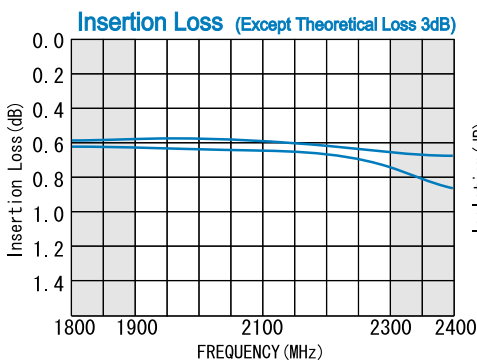
### HOW TO ORDER

Model Name R&K-PDM210SC-BLK

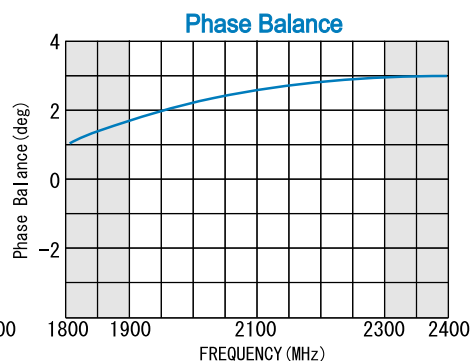
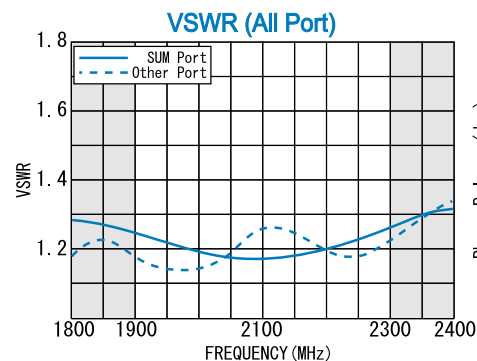
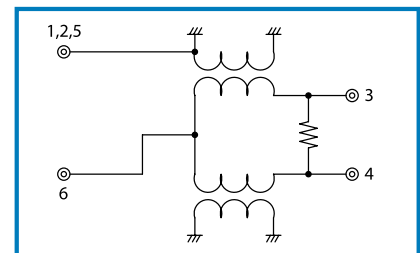
BLK=Antistatic bag  
 TR1=Tape & Reel Package

SC=Case Type of SC  
 SD=Case Type of SD

### TYPICAL PERFORMANCE (Temp @+25°C)



### SCHEMATIC



Function	Pin No.
SUM	6
PORT-1	4
PORT-2	3
GND	1, 2, 5

R&K reserves the right to make changes in the specifications of or discontinue products at any time without notice. R&K products shall not be used for or in connection with equipment that requires an extremely high level of reliability and safety such as aerospace uses or medical life support equipment. Further, R&K cannot export products to any country for use in military or defense applications.

## R&K Company Limited

721-1 Maeda, Fuji-City, Shizuoka-Pref. 416-8577 Japan  
 Tel : +81-545-31-2600 E-mail : info@rk.co.jp  
 Fax : +81-545-31-1600 URL : http://rk-microwave.com