


POWER DIVIDER/COMBINER

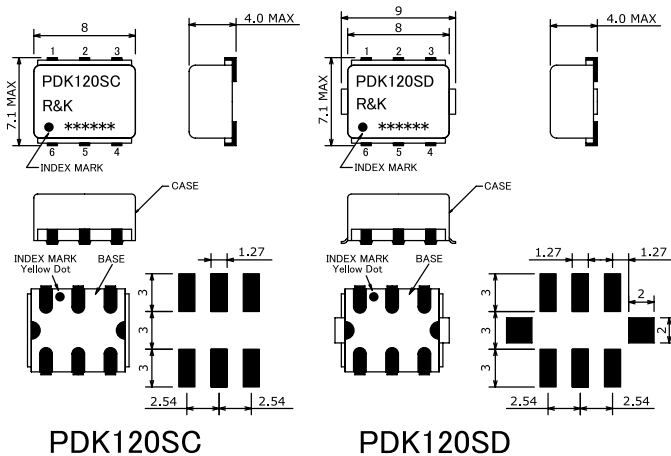


R&K-PDK120



OUTLINE DRAWING

※IN MILLIMETERS



- Frequency : 1100MHz-1300MHz
- 2Way-0° Low-Loss High-Isolation
- Small & Low Cost / Surface Mount
- RoHS Compliance

SPECIFICATIONS

Frequency Range : 1100-1300MHz
 Insertion Loss (Except Theoretical Loss 3.0dB)

	1100 - 1300MHz	
Typ.	0.6dB	
Max.	0.9dB	

Isolation

	1100 - 1300MHz	
Typ.	25dB	
Min.	18dB	

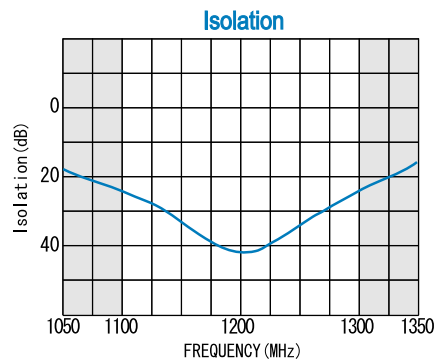
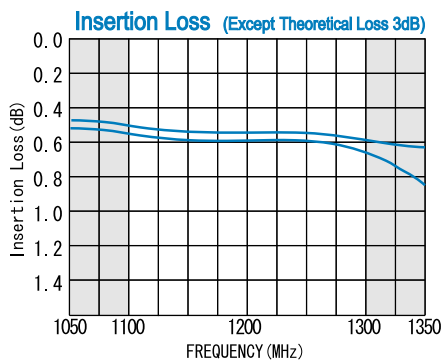
- Amplitude Balance : 0.5dB (max.)
- Phase Balance : 3.0deg (max.)
- Phase Difference : 0°
- VSWR (SUM) : 1.4:1 (max.)
- VSWR (Other) : 1.3:1 (max.)
- Impedance (All Ports) : 50Ω
- Maximum RF Input Power : 1W (max.)
- Internal Load Dissipation : 0.1W
- Operating Temperature : -40°C to + 85°C
- Storage Temperature : -40°C to +100°C
- Max.Reflow Soldering Temp. : 260°C,10sec.
- Reflow Soldering Repeatability : 3 times
- Weight (Standard) : 0.46g (typ.)

HOW TO ORDER

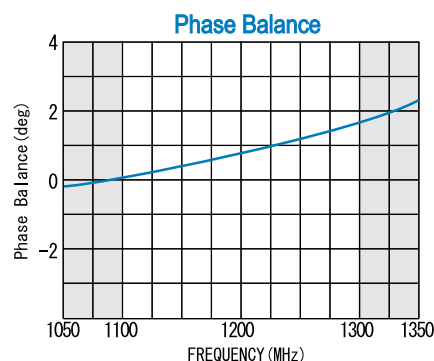
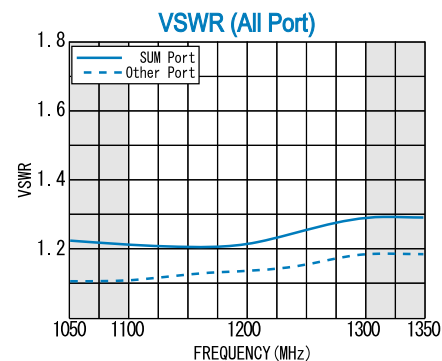
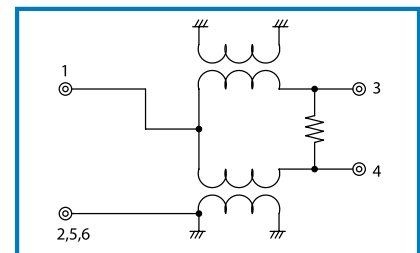
Model Name
R&K-PDK120SC-BLK

- BLK=Antistatic bag
- TR1=Tape & Reel Package
- SC=Case Type of SC
- SD=Case Type of SD

TYPICAL PERFORMANCE (Temp @+25°C)



SCHEMATIC



Function	Pin No.
SUM	1
PORT-1	3
PORT-2	4
GND	2, 5, 6

R&K reserves the right to make changes in the specifications of or discontinue products at any time without notice. R&K products shall not be used for or in connection with equipment that requires an extremely high level of reliability and safety such as aerospace uses or medical life support equipment. Further, R&K cannot export products to any country for use in military or defense applications.

R&K Company Limited

721-1 Maeda, Fuji-City, Shizuoka-Pref. 416-8577 Japan
 Tel : +81-545-31-2600 E-mail : info@rk.co.jp
 Fax : +81-545-31-1600 URL : http://rk-microwave.com