
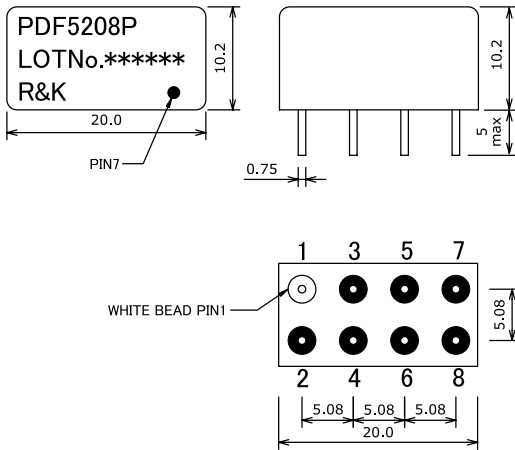


## R&K-PDF520



### OUTLINE DRAWING

※IN MILLIMETERS



- Frequency : 5MHz-700MHz
- 4Way-0°
- Low Cost / 8PIN Package
- RoHS Compliance

### SPECIFICATIONS

Frequency Range : 5-700MHz  
 Insertion Loss (Except Theoretical Loss 6.0dB)

	5 - 100MHz	100 - 300MHz	300 - 700MHz
Typ.	0.5dB	1.5dB	2.0dB
Max.	1.0dB	2.0dB	2.5dB

#### Isolation

	5 - 100MHz	100 - 300MHz	300 - 700MHz
Typ.	22dB	22dB	22dB
Min.	18dB	18dB	18dB

- Amplitude Balance : 0.6dB (max.)
- Phase Balance : 7deg (max.)
- Phase Difference : 0°
- VSWR : 1.6:1 (max.)
- Impedance (All Ports) : 50Ω
- Maximum RF Input Power : 1W (max.)
- Internal Load Dissipation : 0.1W
- Operating Temperature : -40°C to + 85°C
- Storage Temperature : -40°C to +100°C

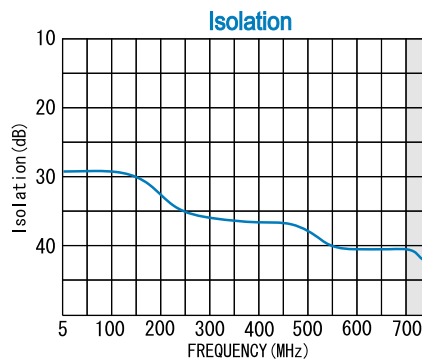
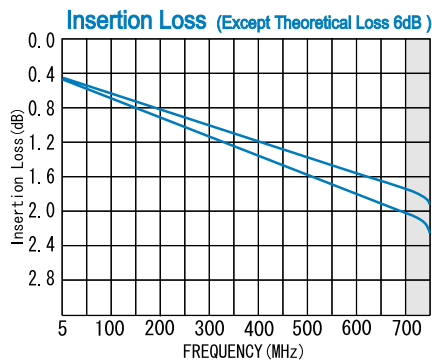
### HOW TO ORDER

Model Name

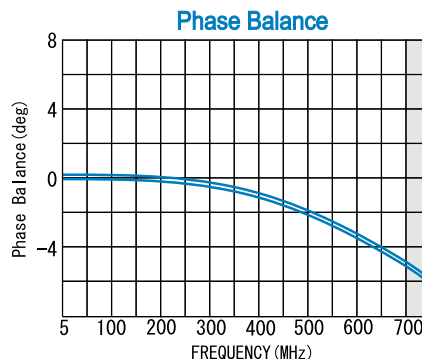
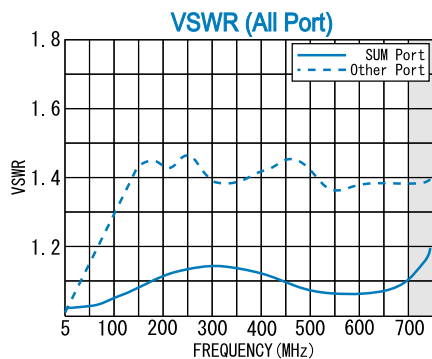
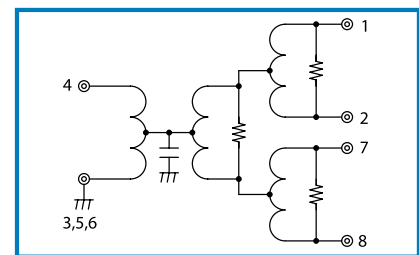
R&K-PDF5208P

8P=8PIN Package

### TYPICAL PERFORMANCE (Temp @+25°C)



### SCHEMATIC



Function	Pin No.
SUM	4
PORT-1	1
PORT-2	2
PORT-3	7
PORT-4	8
GND	3, 5, 6

R&K reserves the right to make changes in the specifications of or discontinue products at any time without notice. R&K products shall not be used for or in connection with equipment that requires an extremely high level of reliability and safety such as aerospace uses or medical life support equipment. Further, R&K cannot export products to any country for use in military or defense applications.

## R&K Company Limited

721-1 Maeda, Fuji-City, Shizuoka-Pref. 416-8577 Japan  
 Tel : +81-545-31-2600 E-mail : info@rk.co.jp  
 Fax : +81-545-31-1600 URL : http://rk-microwave.com