
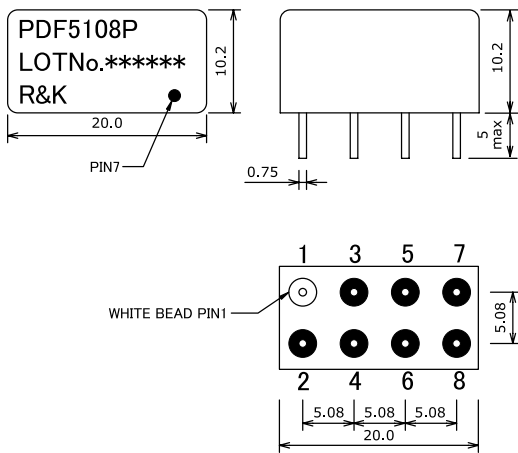


R&K-PDF510



OUTLINE DRAWING

※IN MILLIMETERS



- Frequency : 5MHz-500MHz
- 4Way-0°
- Low Cost / 8PIN Package
- RoHS Compliance

SPECIFICATIONS

Frequency Range : 5-500MHz
 Insertion Loss (Except Theoretical Loss 6.0dB)

	5 - 50MHz	50 - 200MHz	200 - 500MHz
Typ.	0.4dB	0.8dB	1.2dB
Max.	0.8dB	1.3dB	1.6dB

Isolation

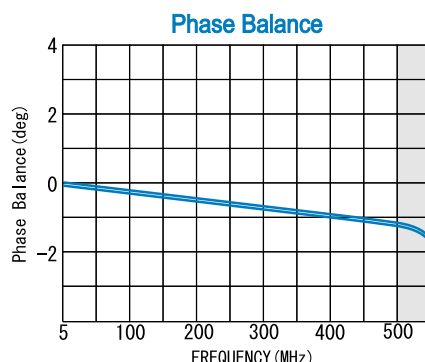
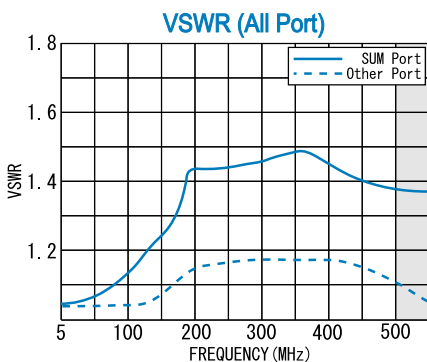
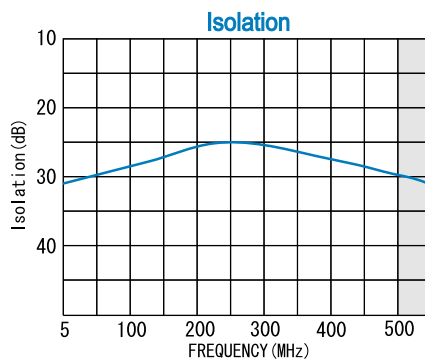
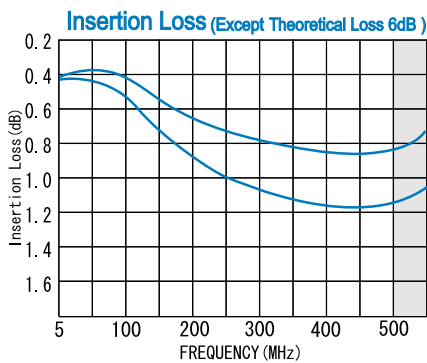
	5 - 50MHz	50 - 200MHz	200 - 500MHz
Typ.	30dB	25dB	25dB
Min.	25dB	20dB	20dB

- Amplitude Balance : 0.6dB (max.)
- Phase Balance : 4.0deg (max.)
- Phase Difference : 0°
- VSWR : 1.6 :1 (max.)
- Impedance (All Ports) : 50Ω
- Maximum RF Input Power : 1W (max.)
- Internal Load Dissipation : 0.1W
- Operating Temperature : -40°C to + 85°C
- Storage Temperature : -40°C to +100°C

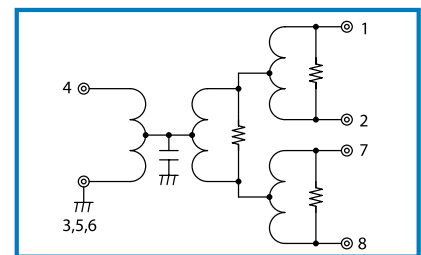
HOW TO ORDER

Model Name
R&K-PDF5108P 8P=8PIN Package

TYPICAL PERFORMANCE (Temp @+25°C)



SCHEMATIC



Function	Pin No.
SUM	4
PORT-1	1
PORT-2	2
PORT-3	7
PORT-4	8
GND	3, 5, 6

R&K reserves the right to make changes in the specifications of or discontinue products at any time without notice. R&K products shall not be used for or in connection with equipment that requires an extremely high level of reliability and safety such as aerospace uses or medical life support equipment. Further, R&K cannot export products to any country for use in military or defense applications.

R&K Company Limited

721-1 Maeda, Fuji-City, Shizuoka-Pref. 416-8577 Japan
 Tel : +81-545-31-2600 E-mail : info@rk.co.jp
 Fax : +81-545-31-1600 URL : http://rk-microwave.com