
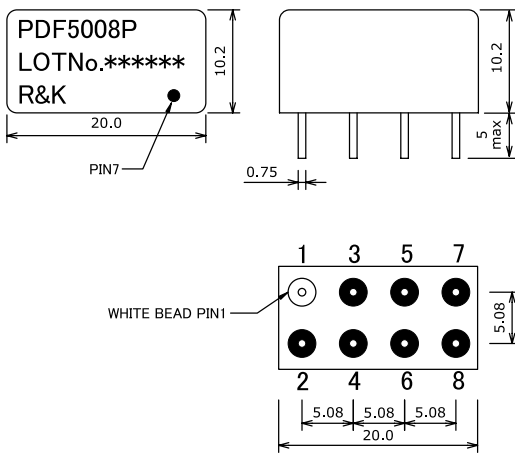


R&K-PDF500



OUTLINE DRAWING

※IN MILLIMETERS



- Frequency : 0.1MHz-150MHz
- 4Way-0°
- Low Cost / 8PIN Package
- RoHS Compliance

SPECIFICATIONS

Frequency Range : 0.1-150MHz
Insertion Loss (Except Theoretical Loss 6.0dB)

	0.1 - 50MHz	50 - 100MHz	100 - 150MHz
Typ.	0.4dB	0.6dB	0.8dB
Max.	1.0dB	1.0dB	1.2dB

Isolation

	0.1 - 50MHz	50 - 100MHz	100 - 150MHz
Typ.	30dB	30dB	25dB
Min.	25dB	25dB	20dB

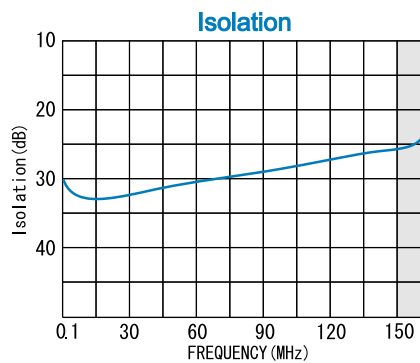
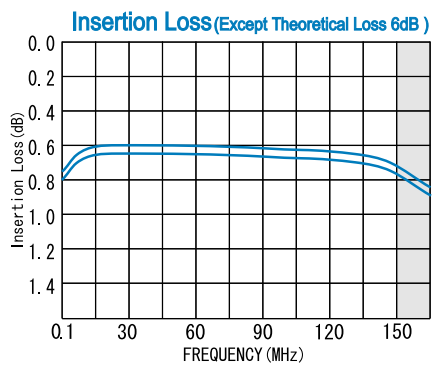
- Amplitude Balance : 0.5dB (max.)
- Phase Balance : 2.0deg (max.)
- Phase Difference : 0°
- VSWR : 1.4:1 (max.)
- Impedance (All Ports) : 50Ω
- Maximum RF Input Power : 1W (max.)
- Internal Load Dissipation : 0.1W
- Operating Temperature : -40°C to + 85°C
- Storage Temperature : -40°C to +100°C

HOW TO ORDER

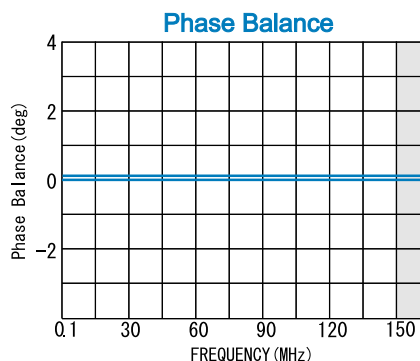
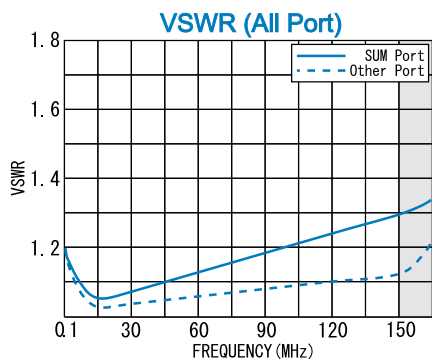
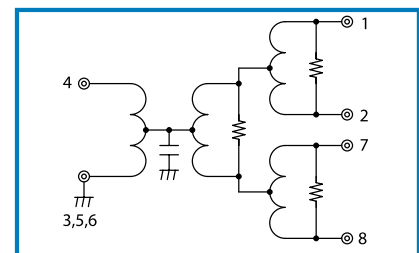
Model Name

R&K-PDF5008P 8P=8PIN Package

TYPICAL PERFORMANCE (Temp @+25°C)



SCHEMATIC



Function	Pin No.
SUM	4
PORT-1	1
PORT-2	2
PORT-3	7
PORT-4	8
GND	3, 5, 6

R&K reserves the right to make changes in the specifications of or discontinue products at any time without notice. R&K products shall not be used for or in connection with equipment that requires an extremely high level of reliability and safety such as aerospace uses or medical life support equipment. Further, R&K cannot export products to any country for use in military or defense applications.

R&K Company Limited

721-1 Maeda, Fuji-City, Shizuoka-Pref. 416-8577 Japan
Tel : +81-545-31-2600 E-mail : info@rk.co.jp
Fax : +81-545-31-1600 URL : http://rk-microwave.com