
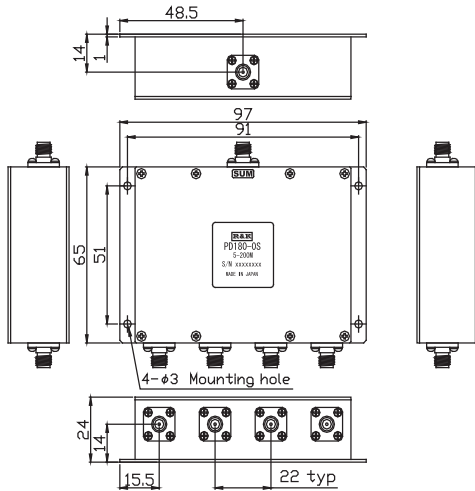


R&K-PD180-0S



OUTLINE DRAWING

※ IN MILLIMETERS



- Frequency Range : 5MHz ~ 200MHz
- 4way-0°
- Low Cost
- RoHS Compliance

SPECIFICATIONS @ +25°C

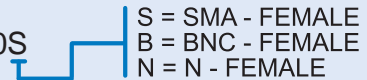
Frequency Range	: 5MHz ~ 200MHz
Insertion Loss	: 1.0dB (max.)
(Except Theoretical Loss 6.0dB)	
Amplitude Balance	: 0.4dB (max.)
Isolation	: 18dB (min.)
Phase Balance	: 5° (max.)
Phase Difference	: 0°
Between Output Ports	
VSWR (SUM)	: 1.5:1 (max.)
VSWR (Other)	: 1.5:1 (max.)
Impedance	: 50 Ω
Maximum RF Input Power	: 20W @+25°C
	(1.2:1 Load VSWR)
Operating Temperature	: -40°C to + 85°C
Storage Temperature	: -40°C to +100°C
Connectors (Standard)	: SMA-FEMALE
Connectors (Option)	: BNC-FEMALE
	: N-FEMALE
Weight (SMA Connector)	: 250g (typ.)

NOTE : All RF Ports are DC short to GND.

Caution : Absolute Maximum (surface of Base Plate) temperature of this products must be < +85°C
Proper Cooling must be required.

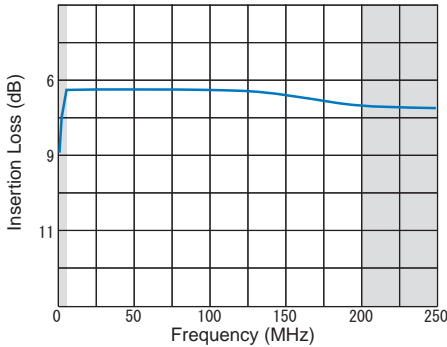
HOW TO ORDER

Model Name R&K-PD180-0S

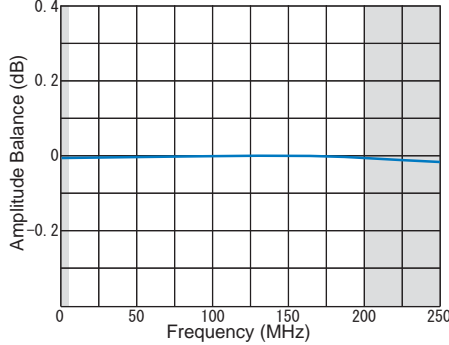


TYPICAL PERFORMANCE (Temp @+25°C)

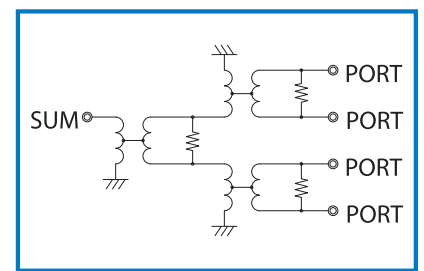
Insertion Loss (6dB theoretical Loss included)



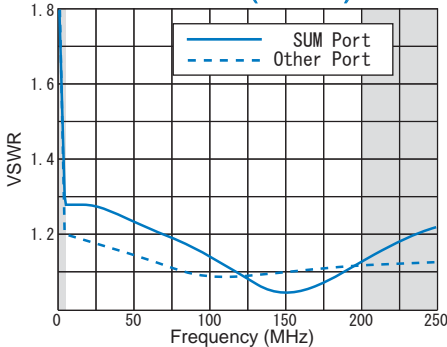
Amplitude Balance



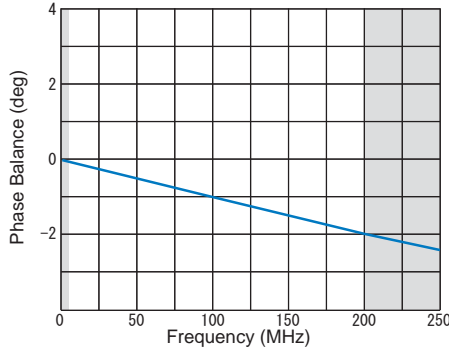
SCHEMATIC



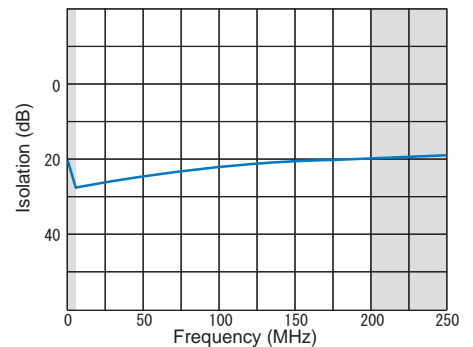
VSWR (All Port)



Phase Balance



Isolation



R&K reserves the right to make changes in the specifications of or discontinue products at any time without notice. R&K products shall not be used for or in connection with equipment that requires an extremely high level of reliability and safety such as aerospace uses or medical life support equipment. Further, R&K cannot export products to any country for use in military or defense applications.

R&K Company Limited

721-1 Maeda, Fuji-City, Shizuoka-Pref. 416-8577 Japan
 Tel : +81-545-31-2600 E-mail : info@rkco.jp
 Fax : +81-545-31-1600 URL : http://rk-microwave.com