

# DOUBLE BALANCED MIXER

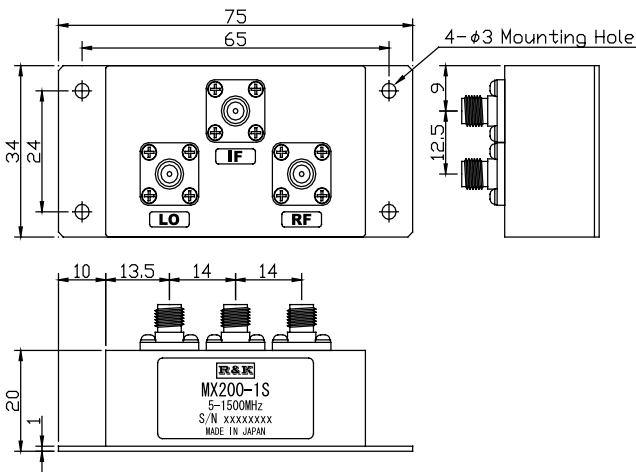


## R&K-MX200-1S



### OUTLINE DRAWING

※IN MILLIMETERS



- LO&RF Frequency : 5 ~ 1500MHz
- IF Frequency : DC ~ 1500MHz
- Lo Drive Level : +20dBm
- Low Cost
- RoHS Compliance

### SPECIFICATIONS

Frequency Range [LO&RF] : 5 - 1500MHz  
 [IF] : DC - 1500MHz  
 Conversion Loss Max. (LO Drive Level +20dBm)

	5 - 50MHz	50 - 750MHz	750 - 1500MHz
Typ.	8.0dB	7.0dB	8.0dB
Max.	10.5dB	8.5dB	11.0dB

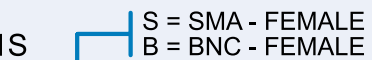
### Isolation (min.)

	5 - 50MHz	50 - 750MHz	750 - 1500MHz
LO - RF	45dB	30dB	20dB
LO - IF	40dB	22dB	12dB
RF - IF	30dB	12dB	8dB

- Input IP3 @Center Band : +30dBm (typ.)
- Input 1dB Comp. Point : +15dBm (typ.)
- Impedance (All Ports) : 50  $\Omega$
- Maximum RF Input Power : 500mW
- Maximum Peak IF Current : 50mA
- Operating Temperature : -40°C to + 85°C
- Storage Temperature : -40°C to +100°C
- Connectors (Standard) : SMA-Female
- Connectors (Option) : BNC-Female
- Weight (SMA Connector) : 65g (typ.)

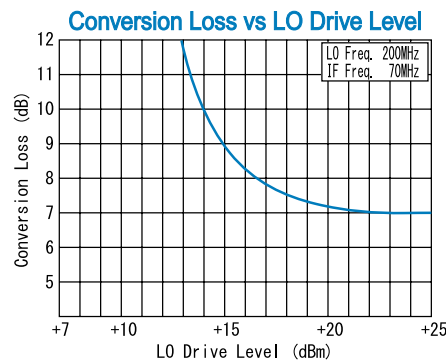
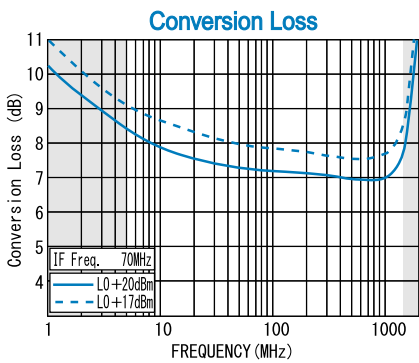
### HOW TO ORDER

Model Name R&K-MX200-1S

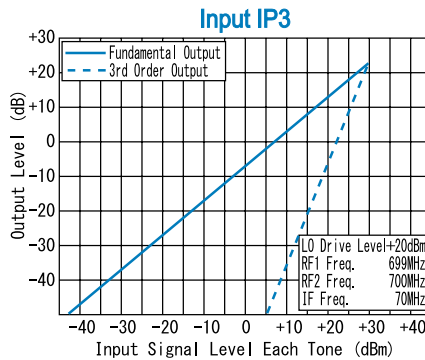
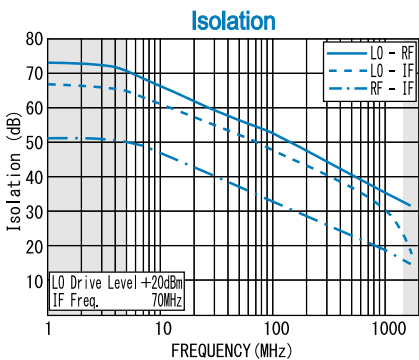
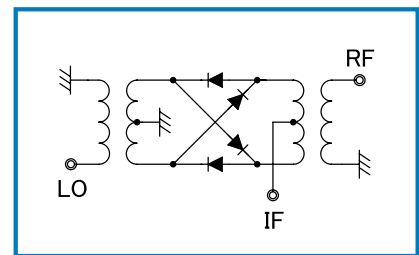


※BNC Operational to 1GHz

### TYPICAL PERFORMANCE (Temp @+25°C)



### SCHEMATIC



R&K reserves the right to make changes in the specifications of or discontinue products at any time without notice. R&K products shall not be used for or in connection with equipment that requires an extremely high level of reliability and safety such as aerospace uses or medical life support equipment. Further, R&K cannot export products to any country for use in military or defense applications.

## R&K Company Limited

721-1 Maeda, Fuji-City, Shizuoka-Pref. 416-8577 Japan  
 Tel : +81-545-31-2600 E-mail : info@rk.co.jp  
 Fax : +81-545-31-1600 URL : http://rk-microwave.com