


# DOUBLE BALANCED MIXER

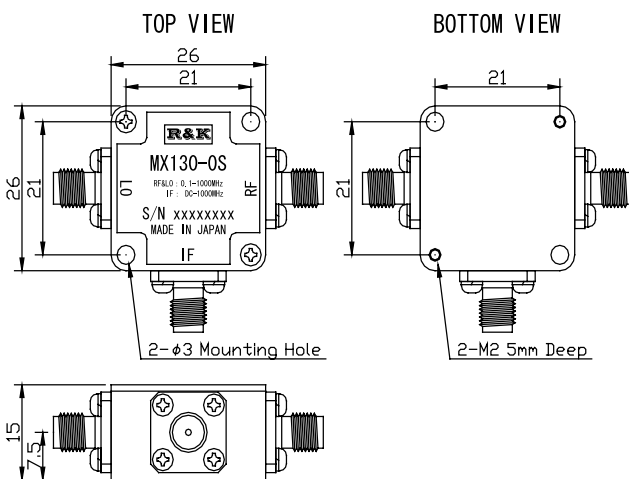


## R&K-MX130-0S



### OUTLINE DRAWING

※IN MILLIMETERS



- LO&RF Frequency : 0.1 ~ 1000MHz
- IF Frequency : DC ~ 1000MHz
- Lo Drive Level : +7dBm
- Low Cost
- RoHS Compliance

### SPECIFICATIONS

Frequency Range [LO&RF] : 0.1 - 1000MHz  
 [IF] : DC - 1000MHz  
 Conversion Loss Max. (LO Drive Level +7dBm)

	0.1 - 1MHz	1 - 500MHz	500 - 1000MHz
Typ.	6.0dB	5.5dB	7.0dB
Max.	12.5dB	7.5dB	10.0dB

### Isolation (min.)

	0.1 - 1MHz	1 - 500MHz	500 - 1000MHz
LO - RF	50dB	25dB	20dB
LO - IF	45dB	20dB	12dB
RF - IF	30dB	10dB	5dB

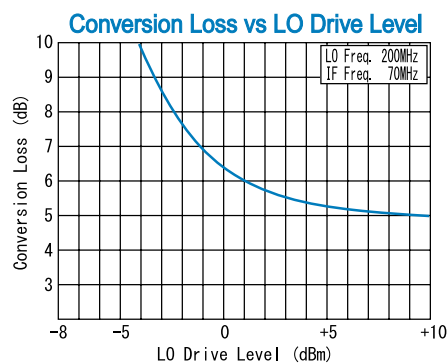
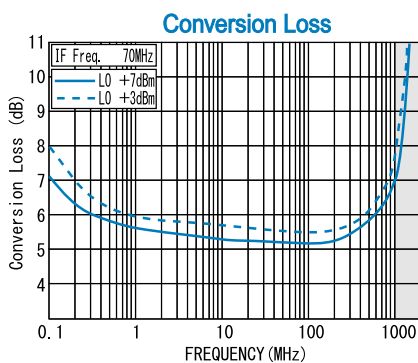
- Input IP3 @Center Band : +15dBm (typ.)
- Input 1dB Comp. Point : + 1dBm (typ.)
- Impedance (All Ports) : 50Ω
- Maximum RF Input Power : 50mW
- Maximum Peak IF Current : 50mA
- Operating Temperature : -40°C to + 85°C
- Storage Temperature : -40°C to +100°C
- Connectors (Standard) : SMA-Female
- Connectors (Option) : N-Female  
: BNC-Female
- Weight (SMA Connector) : 30g (typ.)

### HOW TO ORDER

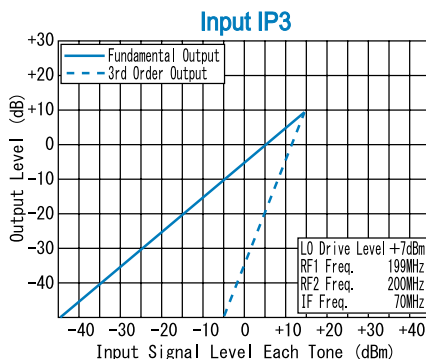
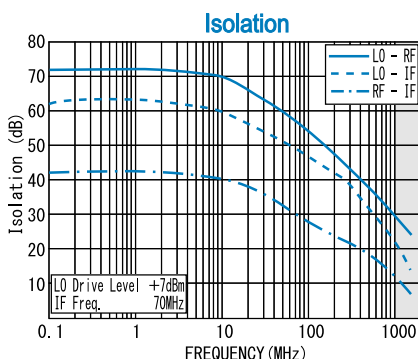
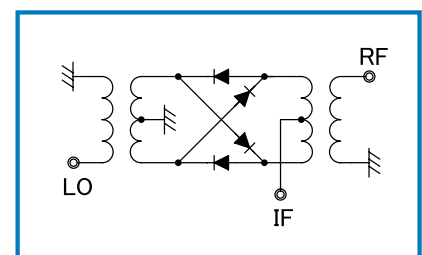
Model Name R&K-MX130-0S

S = SMA - FEMALE  
 B = BNC - FEMALE  
 N = N - FEMALE

### TYPICAL PERFORMANCE (Temp @+25°C)



### SCHEMATIC



R&K reserves the right to make changes in the specifications of or discontinue products at any time without notice. R&K products shall not be used for or in connection with equipment that requires an extremely high level of reliability and safety such as aerospace uses or medical life support equipment. Further, R&K cannot export products to any country for use in military or defense applications.

## R&K Company Limited

721-1 Maeda, Fuji-City, Shizuoka-Pref. 416-8577 Japan  
 Tel: +81-545-31-2600 E-mail: info@rkco.jp  
 Fax: +81-545-31-1600 URL: http://rk-microwave.com