


DOUBLE BALANCED MIXER

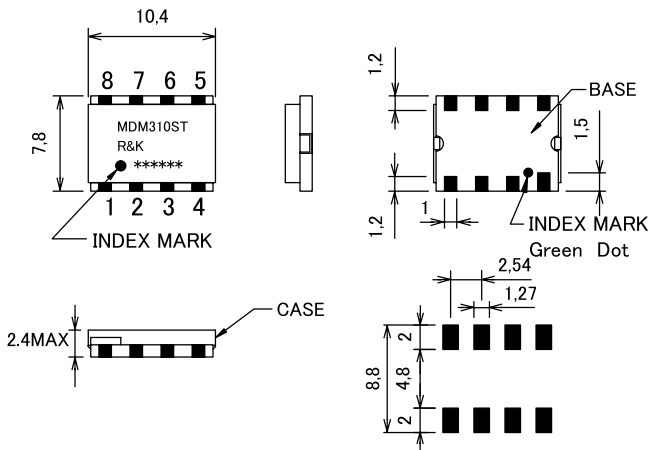


R&K-MDM310



OUTLINE DRAWING

※IN MILLIMETERS



- Frequency : DC-6000MHz
- Mid LO Drive Level : +10dBm
- Small & Low Cost / Surface Mount
- RoHS Compliance

SPECIFICATIONS

Frequency Range [LO&RF] : 2000-6000MHz
[IF] : DC-2500MHz

Conversion Loss (LO Drive Level +10dBm)

	2000 - 3500MHz	3500 - 5000MHz	5000 - 6000MHz
Typ.	6.5dB	8.0dB	8.0dB
Max.	9.0dB	10.0dB	10.0dB

Isolation (min.)

	2000 - 3500MHz	3500 - 5000MHz	5000 - 6000MHz
LO - RF	15dB	20dB	15dB
LO - IF	5dB	5dB	15dB
RF - IF	5dB	5dB	15dB

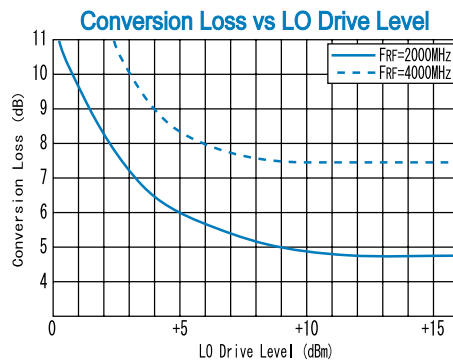
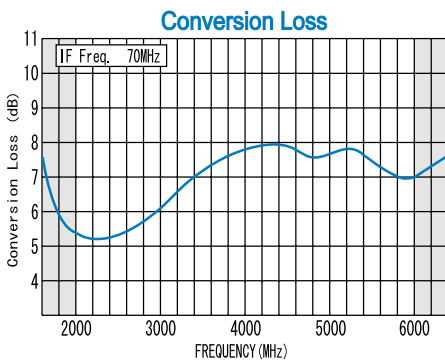
- Input IP3 @Center Band : +15dBm (typ.)
- Input 1dB Comp. Point : + 3dBm (typ.)
- Impedance (All Ports) : 50 Ω
- Maximum RF Input Power : 50mW
- Maximum Peak IF Current : 50mA
- Operating Temperature : -40°C to + 85°C
- Storage Temperature : -40°C to +100°C
- Max.Reflow Soldering Temp. : 260°C,10sec.
- Reflow Soldering Repeatability : 3 times
- Weight (Standard) : 0.3g (typ.)

HOW TO ORDER

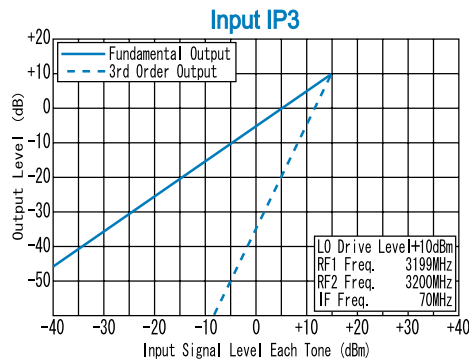
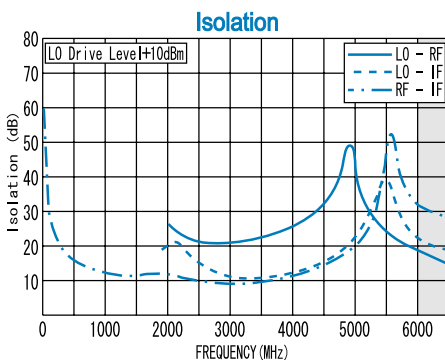
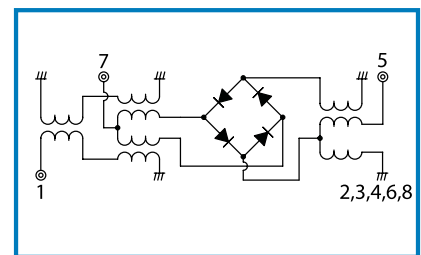
Model Name
R&K-MDM310ST-BLK

BLK=Antistatic bag
TR2=Tape & Reel Package
ST=Case Type of ST

TYPICAL PERFORMANCE (Temp @+25°C)



SCHEMATIC



Function	Pin No.
LO	1
RF	5
IF	7
GND	2,3,4,6,8

R&K reserves the right to make changes in the specifications of or discontinue products at any time without notice. R&K products shall not be used for or in connection with equipment that requires an extremely high level of reliability and safety such as aerospace uses or medical life support equipment. Further, R&K cannot export products to any country for use in military or defense applications.

R&K Company Limited

721-1 Maeda, Fuji-City, Shizuoka-Pref. 416-8577 Japan
Tel : +81-545-31-2600 E-mail : info@rkco.jp
Fax : +81-545-31-1600 URL : http://rk-microwave.com