


DOUBLE BALANCED MIXER

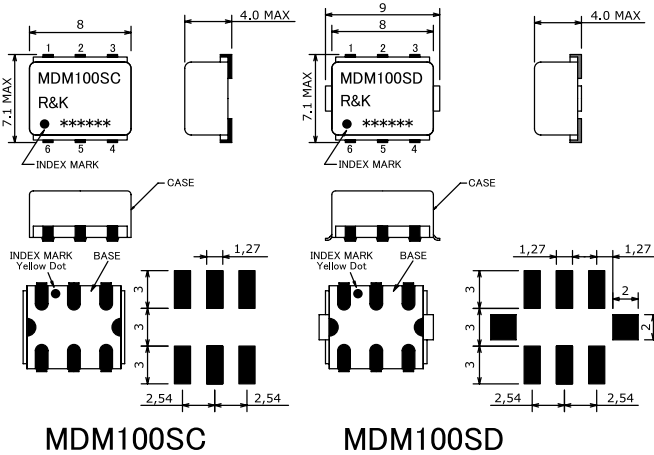


R&K-MDM100



OUTLINE DRAWING

※ IN MILLIMETERS



- Frequency : DC-2400MHz
- Mid LO Drive Level : +10dBm
- Small & Low Cost / Surface Mount
- RoHS Compliance

SPECIFICATIONS

Frequency Range [LO&RF] : 10-2400MHz
[IF] : DC-300MHz

Conversion Loss (LO Drive Level +10dBm)

	10 - 100MHz	100 - 1000MHz	1000 - 2400MHz
Typ.	10.0dB	10.0dB	11.0dB
Max.	12.5dB	12.0dB	13.0dB

Isolation (min.)

	10 - 100MHz	100 - 1000MHz	1000 - 2400MHz
LO - RF	35dB	25dB	20dB
LO - IF	35dB	20dB	15dB
RF - IF	25dB	15dB	10dB

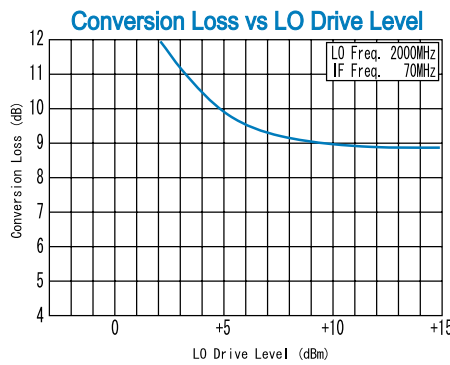
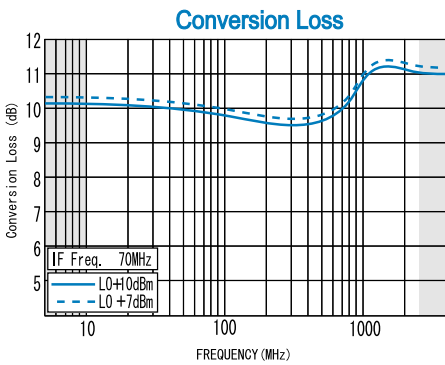
- Input IP3 @Center Band : +19dBm (typ.)
- Input 1dB Comp. Point : +9dBm (typ.)
- Impedance (All Ports) : 50Ω
- Maximum RF Input Power : 50mW
- Maximum Peak IF Current : 50mA
- Operating Temperature : -40°C to +85°C
- Storage Temperature : -40°C to +100°C
- Max.Reflow Soldering Temp. : 260°C, 10sec.
- Reflow Soldering Repeatability : 3 times
- Weight (Standard) : 0.58g (typ.)

HOW TO ORDER

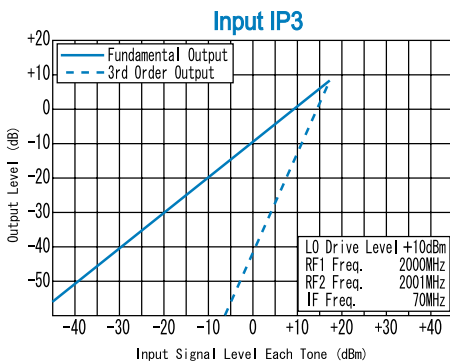
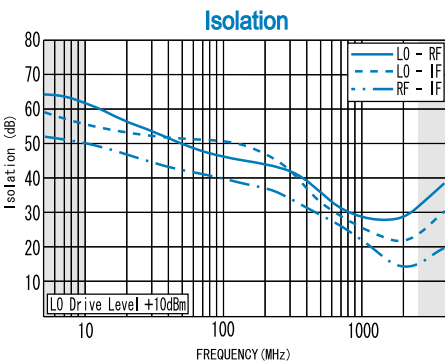
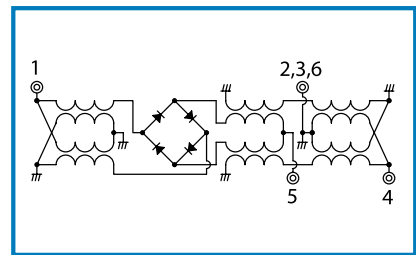
Model Name
R&K-MDM100SC-BLK

- BLK=Antistatic bag
- TR1=Tape & Reel Package
- SC=Case Type of SC
- SD=Case Type of SD

TYPICAL PERFORMANCE (Temp @+25°C)



SCHEMATIC



Function	Pin No.
LO	1
RF	4
IF	5
GND	2, 3, 6

R&K reserves the right to make changes in the specifications of or discontinue products at any time without notice. R&K products shall not be used for or in connection with equipment that requires an extremely high level of reliability and safety such as aerospace uses or medical life support equipment. Further, R&K cannot export products to any country for use in military or defense applications.

R&K Company Limited

721-1 Maeda, Fuji-City, Shizuoka-Pref. 416-8577 Japan
Tel: +81-545-31-2600 E-mail: info@rk.co.jp
Fax: +81-545-31-1600 URL: http://rk-microwave.com