


DOUBLE BALANCED MIXER

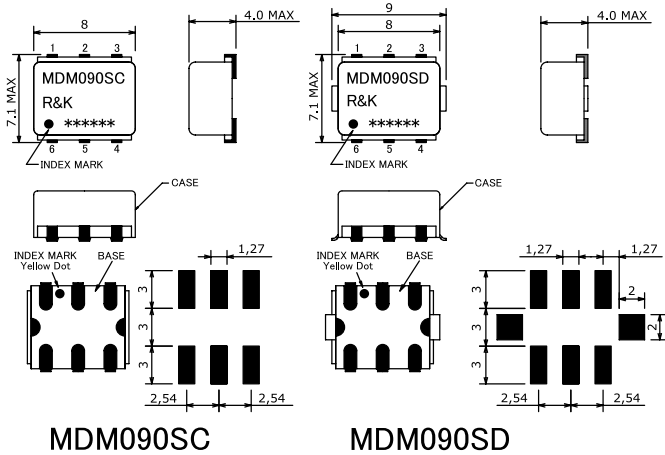


R&K-MDM090



OUTLINE DRAWING

※IN MILLIMETERS



- Frequency : DC-2300MHz
- Mid LO Drive Level : +10dBm
- Small & Low Cost / Surface Mount
- RoHS Compliance

SPECIFICATIONS

Frequency Range [LO&RF] : 1300-2300MHz
[IF] : DC-250MHz

Conversion Loss (LO Drive Level +10dBm)

	1300 - 1600MHz	1600 - 2000MHz	2000 - 2300MHz
Typ.	6.0dB	6.0dB	6.5dB
Max.	8.5dB	8.0dB	8.5dB

Isolation (min.)

	1300 - 1600MHz	1600 - 2000MHz	2000 - 2300MHz
LO - RF	25dB	25dB	25dB
LO - IF	20dB	25dB	25dB
RF - IF	10dB	10dB	10dB

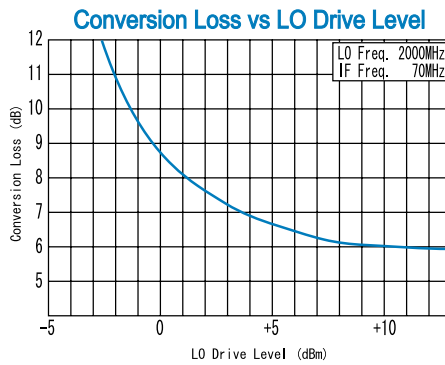
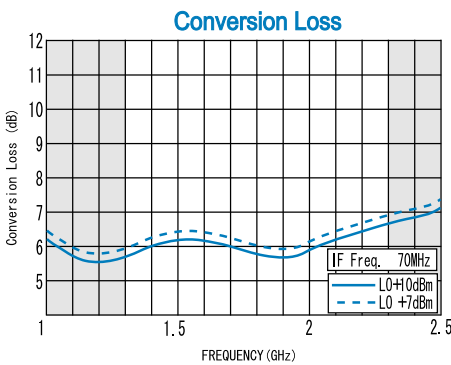
- Input IP3 @Center Band : +15dBm (typ.)
- Input 1dB Comp. Point : +3dBm (typ.)
- Impedance (All Ports) : 50Ω
- Maximum RF Input Power : 50mW
- Maximum Peak IF Current : 50mA
- Operating Temperature : -40°C to +85°C
- Storage Temperature : -40°C to +100°C
- Max.Reflow Soldering Temp. : 260°C, 10sec.
- Reflow Soldering Repeatability : 3 times
- Weight (Standard) : 0.46g (typ.)

HOW TO ORDER

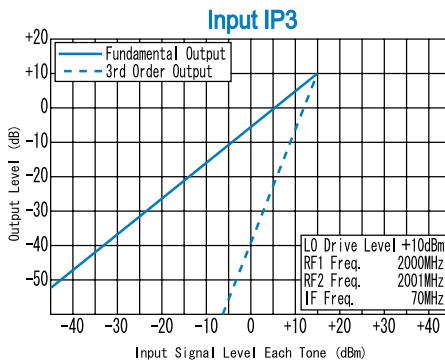
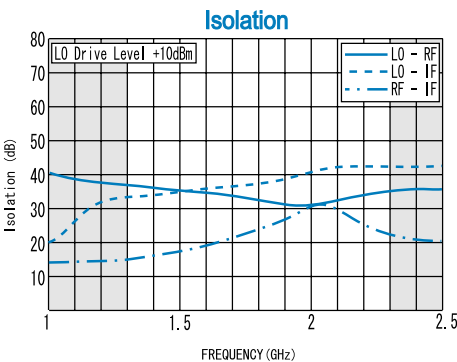
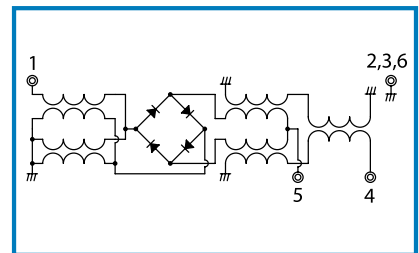
Model Name
R&K-MDM090SC-BLK

BLK=Antistatic bag
TR1=Tape & Reel Package
SC=Case Type of SC
SD=Case Type of SD

TYPICAL PERFORMANCE (Temp @+25°C)



SCHEMATIC



Function	Pin No.
LO	1
RF	4
IF	5
GND	2, 3, 6

R&K reserves the right to make changes in the specifications of or discontinue products at any time without notice. R&K products shall not be used for or in connection with equipment that requires an extremely high level of reliability and safety such as aerospace uses or medical life support equipment. Further, R&K cannot export products to any country for use in military or defense applications.

R&K Company Limited

721-1 Maeda, Fuji-City, Shizuoka-Pref. 416-8577 Japan
Tel: +81-545-31-2600 E-mail: info@rkco.jp
Fax: +81-545-31-1600 URL: http://rk-microwave.com