


DOUBLE BALANCED MIXER

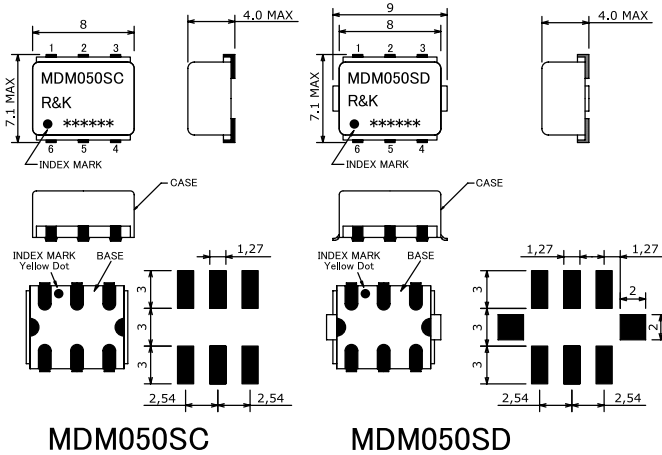


R&K-MDM050



OUTLINE DRAWING

※IN MILLIMETERS



- Frequency : DC-2000MHz
- Mid LO Drive Level : +10dBm
- Small & Low Cost / Surface Mount
- RoHS Compliance

SPECIFICATIONS

Frequency Range [LO&RF] : 500-2000MHz
[IF] : DC-1000MHz

Conversion Loss (LO Drive Level +10dBm)

	500 - 1000MHz	1000 - 1600MHz	1600 - 2000MHz
Typ.	7.0dB	6.5dB	9.0dB
Max.	9.5dB	8.5dB	11.0dB

Isolation (min.)

	500 - 1000MHz	1000 - 1600MHz	1600 - 2000MHz
LO - RF	20dB	20dB	20dB
LO - IF	20dB	20dB	15dB
RF - IF	20dB	10dB	10dB

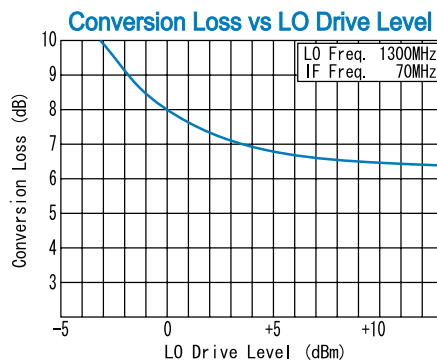
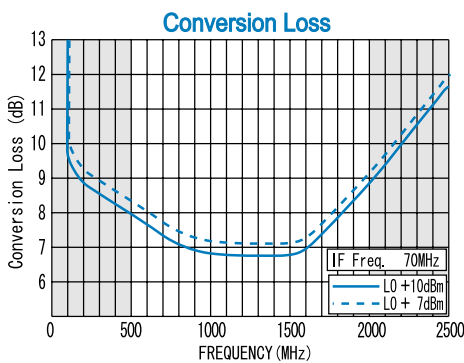
- Input IP3 @Center Band : +10dBm (typ.)
- Input 1dB Comp. Point : +3dBm (typ.)
- Impedance (All Ports) : 50Ω
- Maximum RF Input Power : 50mW
- Maximum Peak IF Current : 50mA
- Operating Temperature : -40°C to +85°C
- Storage Temperature : -40°C to +100°C
- Max.Reflow Soldering Temp. : 260°C, 10sec.
- Reflow Soldering Repeatability : 3 times
- Weight (Standard) : 0.42g (typ.)

HOW TO ORDER

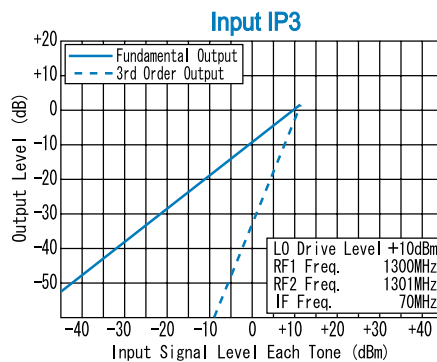
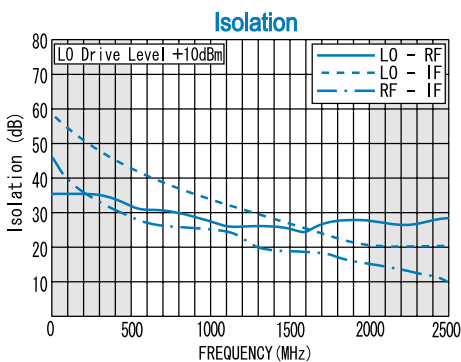
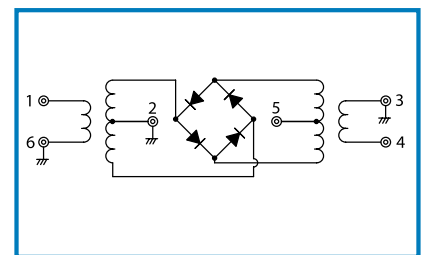
Model Name
R&K-MDM050SC-BLK

- BLK=Antistatic bag
- TR1=Tape & Reel Package
- SC=Case Type of SC
- SD=Case Type of SD

TYPICAL PERFORMANCE (Temp @+25°C)



SCHEMATIC



Function	Pin No.
LO	1
RF	4
IF	5
GND	2, 3, 6

R&K reserves the right to make changes in the specifications of or discontinue products at any time without notice. R&K products shall not be used for or in connection with equipment that requires an extremely high level of reliability and safety such as aerospace uses or medical life support equipment. Further, R&K cannot export products to any country for use in military or defense applications.

R&K Company Limited

721-1 Maeda, Fuji-City, Shizuoka-Pref. 416-8577 Japan
Tel: +81-545-31-2600 E-mail: info@rkco.jp
Fax: +81-545-31-1600 URL: http://rk-microwave.com