


DOUBLE BALANCED MIXER

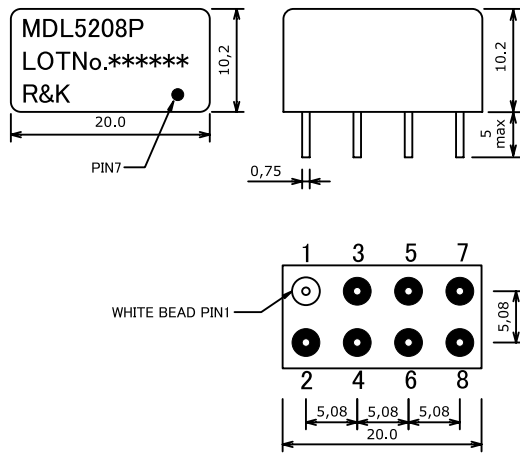


R&K-MDL520



OUTLINE DRAWING

※IN MILLIMETERS



- Frequency : DC-500MHz
- Low LO Drive Level : +7dBm
- Low Cost / 8PIN Package
- RoHS Compliance

SPECIFICATIONS

Frequency Range [LO&RF] : 0.1-500MHz
[IF] : DC-500MHz
Conversion Loss (LO Drive Level +7dBm)

	0.1 - 50MHz	50 - 200MHz	200 - 500MHz
Typ.	6.0dB	5.5dB	6.0dB
Max.	8.5dB	7.5dB	8.0dB

Isolation (min.)

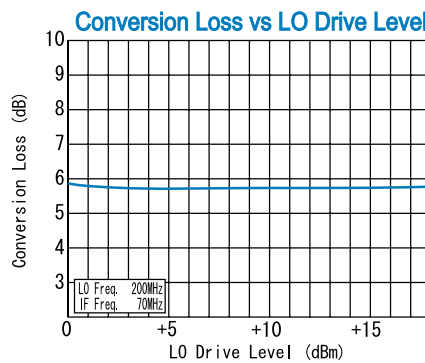
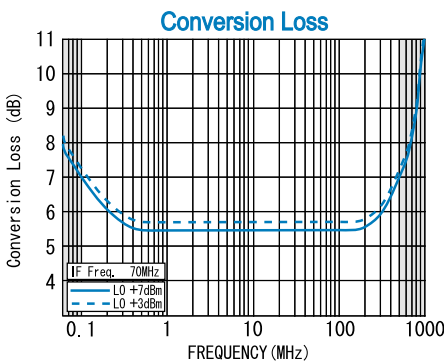
	0.1 - 50MHz	50 - 200MHz	200 - 500MHz
LO - RF	45dB	35dB	25dB
LO - IF	35dB	30dB	20dB
RF - IF	25dB	15dB	10dB

Input IP3 @Center Band : +16dBm (typ.)
Input 1dB Comp. Point : +1dBm (typ.)
Impedance (All Ports) : 50Ω
Maximum RF Input Power : 50mW
Maximum Peak IF Current : 50mA
Operating Temperature : -40°C to +85°C
Storage Temperature : -40°C to +100°C

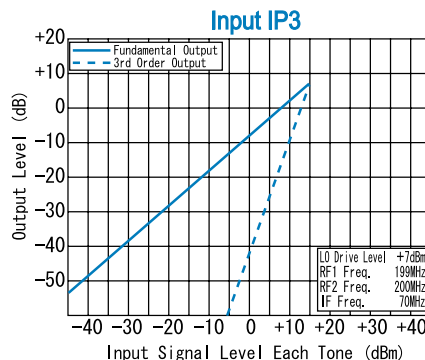
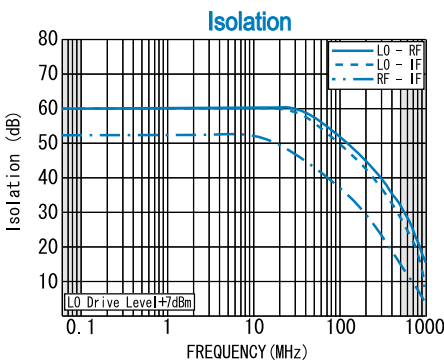
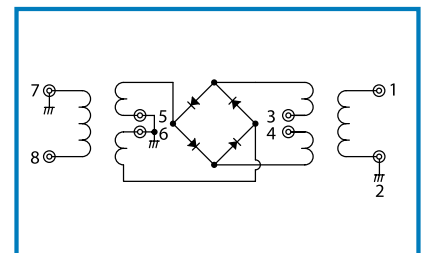
HOW TO ORDER

Model Name
R&K-MDL5208P 8P=8PIN Package

TYPICAL PERFORMANCE (Temp @+25°C)



SCHEMATIC



Function	Pin No.
RF	1
IF	3, 4
LO	8
GND	2, 5, 6, 7

R&K reserves the right to make changes in the specifications of or discontinue products at any time without notice. R&K products shall not be used for or in connection with equipment that requires an extremely high level of reliability and safety such as aerospace uses or medical life support equipment. Further, R&K cannot export products to any country for use in military or defense applications.

R&K Company Limited

721-1 Maeda, Fuji-City, Shizuoka-Pref. 416-8577 Japan
Tel: +81-545-31-2600 E-mail: info@rkco.jp
Fax: +81-545-31-1600 URL: http://rk-microwave.com