


DOUBLE BALANCED MIXER

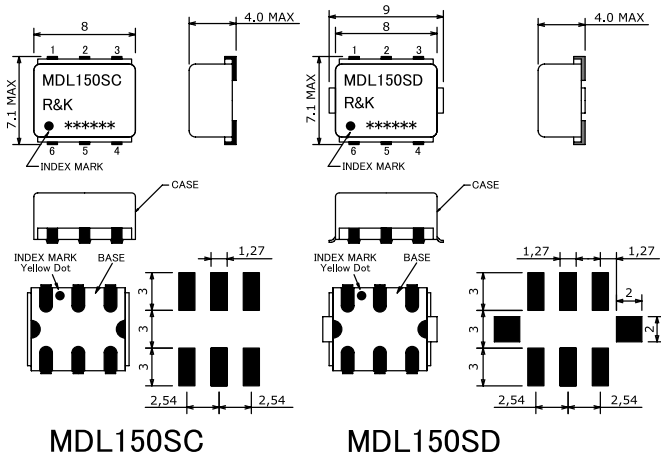


R&K-MDL150



OUTLINE DRAWING

※IN MILLIMETERS



- Frequency : DC-3600MHz
- Low LO Drive Level : +7dBm
- Small & Low Cost / Surface Mount
- RoHS Compliance

SPECIFICATIONS

Frequency Range [LO&RF] : 1300-3600MHz
 [IF] : DC-1000MHz
 Conversion Loss (LO Drive Level +7dBm)

	1300 - 2000MHz	2000 - 3000MHz	3000 - 3600MHz
Typ.	7.0dB	8.0dB	11.0dB
Max.	9.5dB	10.0dB	13.0dB

Isolation (min.)

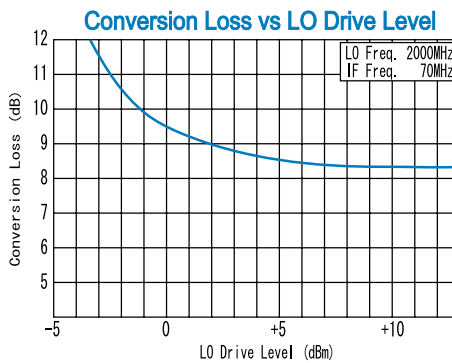
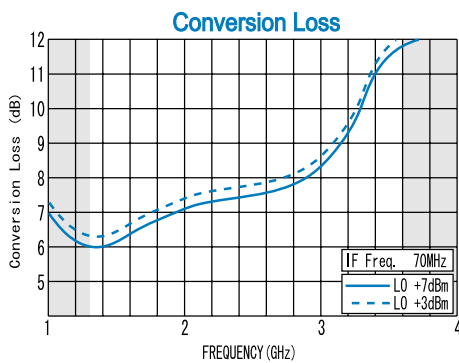
	1300 - 2000MHz	2000 - 3000MHz	3000 - 3600MHz
LO - RF	20dB	20dB	25dB
LO - IF	20dB	20dB	20dB
RF - IF	5dB	5dB	5dB

- Input IP3 @Center Band : +9dBm (typ.)
- Input 1dB Comp. Point : +3dBm (typ.)
- Impedance (All Ports) : 50 Ω
- Maximum RF Input Power : 50mW
- Maximum Peak IF Current : 50mA
- Operating Temperature : -40°C to + 85°C
- Storage Temperature : -40°C to +100°C
- Max.Reflow Soldering Temp. : 260°C, 10sec.
- Reflow Soldering Repeatability : 3 times
- Weight (Standard) : 0.46g (typ.)

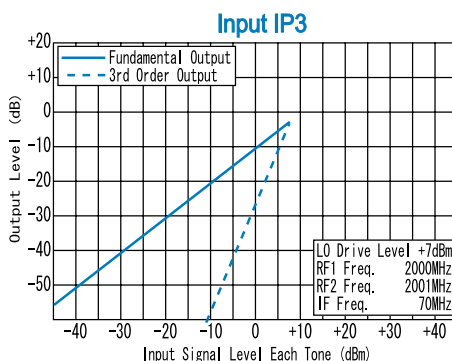
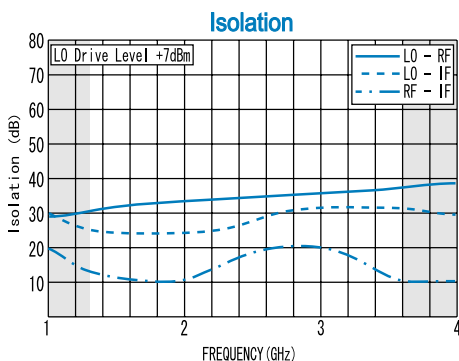
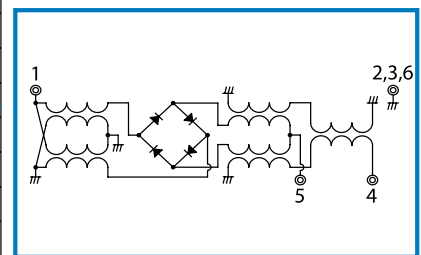
HOW TO ORDER

Model Name
R&K-MDL150SC-BLK BLK=Antistatic bag
 TR1=Tape & Reel Package
 SC=Case Type of SC
 SD=Case Type of SD

TYPICAL PERFORMANCE (Temp @+25°C)



SCHEMATIC



Function	Pin No.
LO	1
RF	4
I F	5
GND	2, 3, 6

R&K reserves the right to make changes in the specifications of or discontinue products at any time without notice. R&K products shall not be used for or in connection with equipment that requires an extremely high level of reliability and safety such as aerospace uses or medical life support equipment. Further, R&K cannot export products to any country for use in military or defense applications.

R&K Company Limited

721-1 Maeda, Fuji-City, Shizuoka-Pref. 416-8577 Japan
 Tel : +81-545-31-2600 E-mail : info@rk.co.jp
 Fax : +81-545-31-1600 URL : http://rk-microwave.com