


DOUBLE BALANCED MIXER

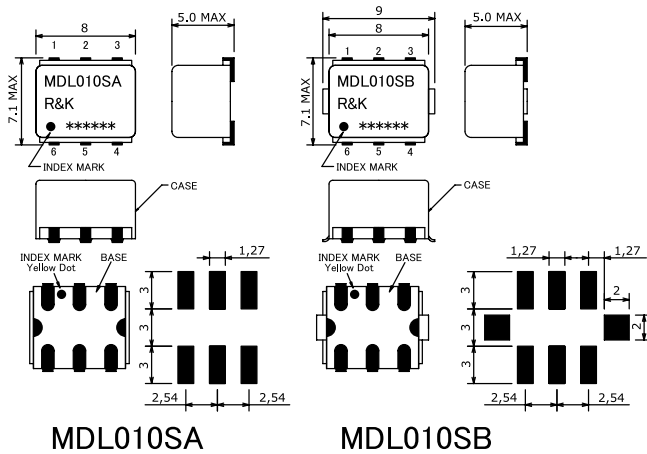


R&K-MDL010



OUTLINE DRAWING

✕ IN MILLIMETERS



- Frequency : DC-500MHz
- Low LO Drive Level : +7dBm
- Small & Low Cost / Surface Mount
- RoHS Compliance

SPECIFICATIONS

Frequency Range [LO&RF] : 0.5-500MHz
 [IF] : DC-500MHz

Conversion Loss (LO Drive Level +7dBm)

	0.5 - 1MHz	1 - 300MHz	300 - 500MHz
Typ.	6.5dB	6.0dB	6.0dB
Max.	9.0dB	8.0dB	8.0dB

Isolation (min.)

	0.5 - 1MHz	1 - 300MHz	300 - 500MHz
LO - RF	50dB	30dB	30dB
LO - IF	40dB	30dB	25dB
RF - IF	35dB	20dB	15dB

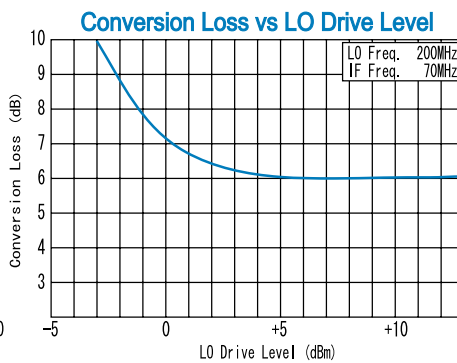
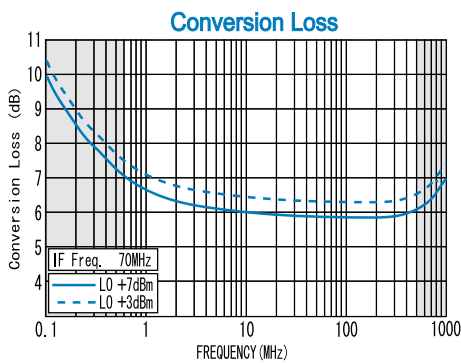
- Input IP3 @Center Band : +16dBm (typ.)
- Input 1dB Comp. Point : +3dBm (typ.)
- Impedance (All Ports) : 50Ω
- Maximum RF Input Power : 50mW
- Maximum Peak IF Current : 50mA
- Operating Temperature : -40°C to +85°C
- Storage Temperature : -40°C to +100°C
- Max.Reflow Soldering Temp. : 260°C, 10sec.
- Reflow Soldering Repeatability : 3 times
- Weight (Standard) : 0.47g (typ.)

HOW TO ORDER

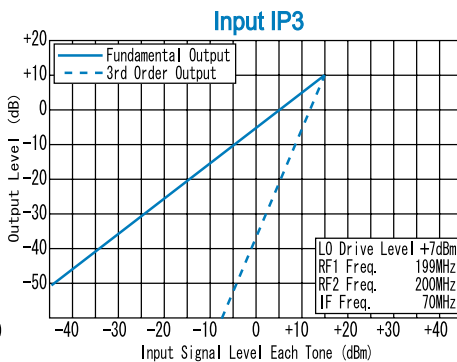
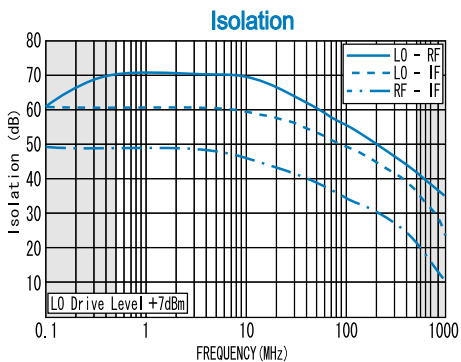
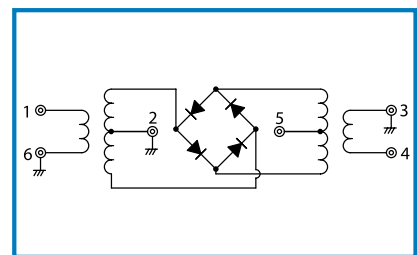
Model Name
R&K-MDL010SA-BLK

- BLK=Antistatic bag
- TR1=Tape & Reel Package
- SA=Case Type of SA
- SB=Case Type of SB

TYPICAL PERFORMANCE (Temp @+25°C)



SCHEMATIC



Function	Pin No.
LO	1
RF	4
I F	5
GND	2, 3, 6

R&K reserves the right to make changes in the specifications of or discontinue products at any time without notice. R&K products shall not be used for or in connection with equipment that requires an extremely high level of reliability and safety such as aerospace uses or medical life support equipment. Further, R&K cannot export products to any country for use in military or defense applications.

R&K Company Limited

721-1 Maeda, Fuji-City, Shizuoka-Pref. 416-8577 Japan
 Tel: +81-545-31-2600 E-mail: info@rk.co.jp
 Fax: +81-545-31-1600 URL: http://rk-microwave.com