


HIGH PASS FILTER

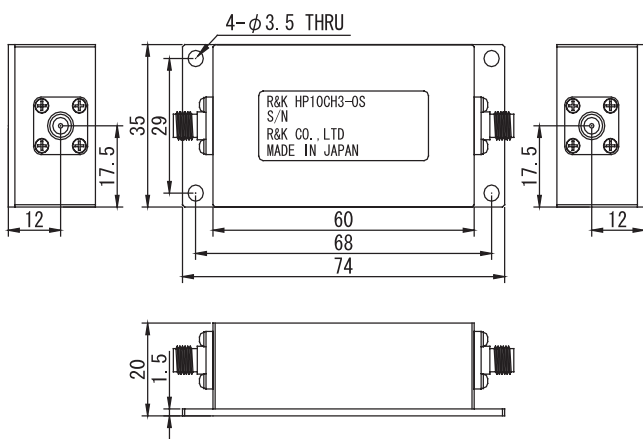


R&K-HP10CH3-0S



OUTLINE DRAWING

※IN MILLIMETERS



- Passband Frequency : 10 ~ 250MHz
- Insertion Loss : 1.0dB (max.)
- VSWR : 1.3 (typ.)
- Chebyshev
- RoHS Compliance

SPECIFICATIONS

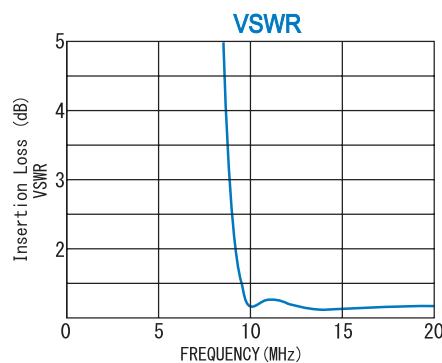
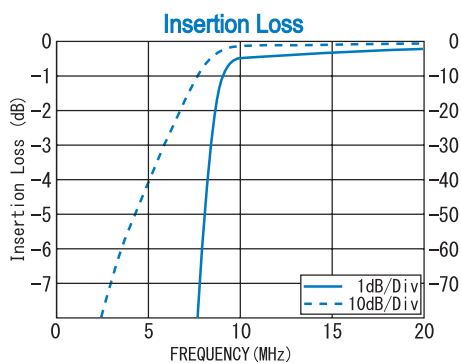
Passband Frequency	: 10 - 250MHz
Insertion Loss	: 1.0dB (max.)
Rejection (DC to 4MHz)	: 45dB (typ.)
Passband Ripple	: 1.0dB (max.)
Impedance	: 50 Ω
VSWR	: 1.3:1 (typ.)
Delay	: 300ns (max.)
Maximum RF Input Power	: +33dBm
Operating Temperature	: -20°C to +60°C
Storage Temperature	: -20°C to +80°C
Connectors (Standard)	: SMA-FEMALE
Connectors (Option)	: BNC-FEMALE
	: N-FEMALE
Weight (SMA Connector)	: 90g (typ.)

HOW TO ORDER

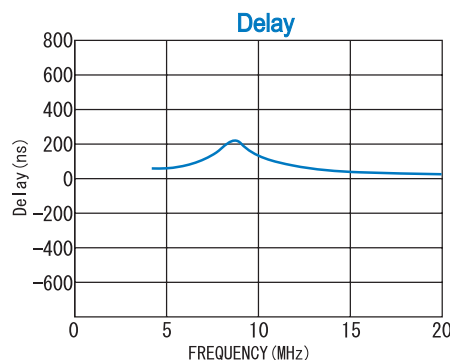
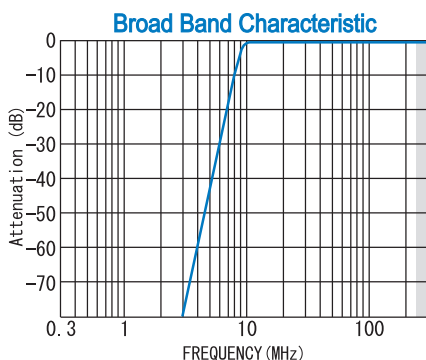
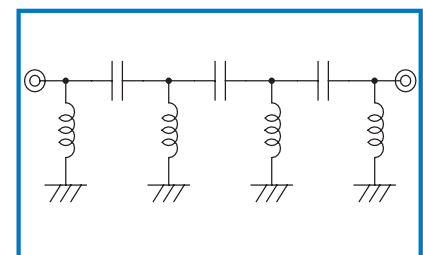
Model Name R&K-HP10CH3-0S

S	= SMA - FEMALE
B	= BNC - FEMALE
N	= N - FEMALE

TYPICAL PERFORMANCE (Temp @+25°C)



SCHEMATIC



R&K reserves the right to make changes in the specifications of or discontinue products at any time without notice. R&K products shall not be used for or in connection with equipment that requires an extremely high level of reliability and safety such as aerospace uses or medical life support equipment. Further, The export of R&K products from Japan may be subject to an export license by the government of Japan, based on Japan's "Foreign Exchange and Foreign Trade Law".

R&K Company Limited

721-1 Maeda, Fuji-City, Shizuoka-Pref. 416-8577 Japan
 Tel : +81-545-31-2600 E-mail : info@rkco.jp
 Fax : +81-545-31-1600 URL : http://rk-microwave.com