

RF POWER AMPLIFIER

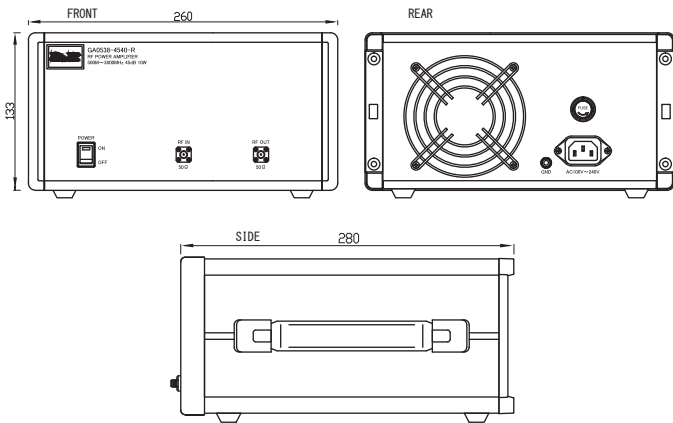


R&K-GA0538-4540-R



OUTLINE DRAWING

※IN MILLIMETERS



- Ultra Wide Band Power Amplifier
- Broadband Frequency: 500MHz~3800MHz
- Output Power : 10W (typ.) @Psat.
- Gain Flatness : ±2.0dB (max.)

SPECIFICATIONS @ +25°C

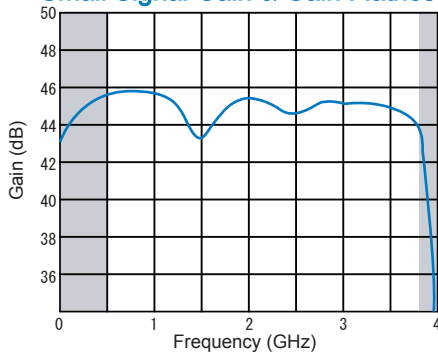
Frequency Range	: 500MHz ~ 3800MHz
Small Signal Gain	: +45.0dB (typ.) : +42.0dB (min.)
Gain Flatness	: ±2.0dB (max.)
Output Power	@1dB Comp. : +37.0dBm (typ.) @3dB Comp. : +39.0dBm (typ.) @Psat. : +40.0dBm (typ.)
Output I.C.P.	: +45.0dBm (typ.)
Noise Figure	: 12.0dB (max.)
Impedance	: 50Ω
Input VSWR	: 2.0 : 1 (max.)
Output VSWR	: 4.0 : 1 (max.)
Maximum RF Input Power	: +5.0dBm
AC Supply Input	: AC100V~240V / 1φ, 50/60Hz, 120VA
Operating Temperature	: -10°C to +45°C
Storage Temperature	: -15°C to +65°C
Connectors	: SMA - FEMALE
Weight	: 6.3kg (typ.)
Cooling	: Forced Air Cooling

HOW TO ORDER

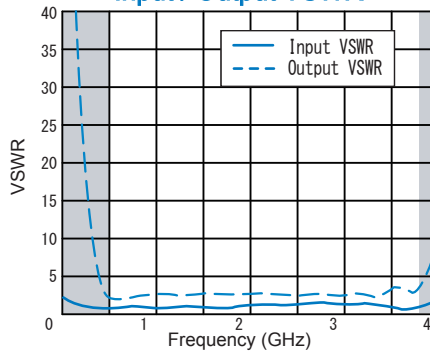
Model Name
R&K-GA0538-4540-R OP **XX** Option:
See Option Line up

TYPICAL PERFORMANCE (Temp @+25°C)

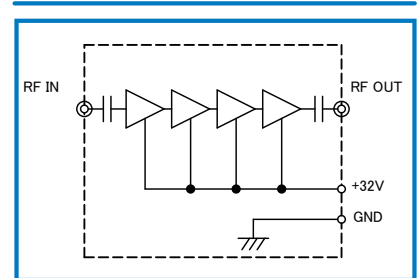
Small Signal Gain & Gain Flatness



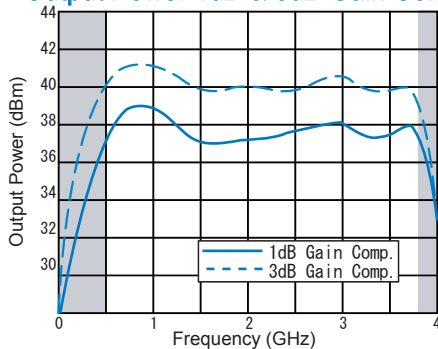
Input / Output VSWR



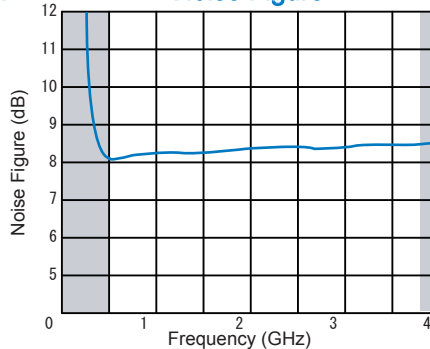
SCHEMATIC



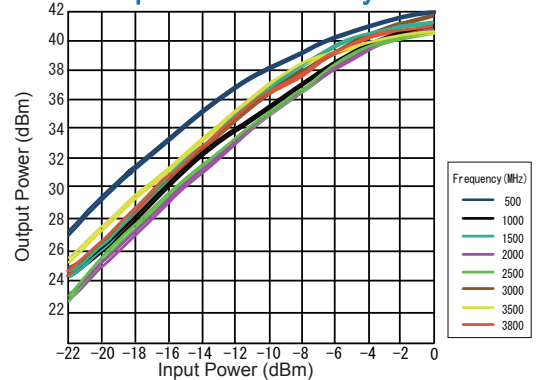
Output Power 1dB & 3dB Gain Comp.



Noise Figure



Output Power Linearity



R&K reserves the right to make changes in the specifications of or discontinue products at any time without notice. R&K products shall not be used for or in connection with equipment that requires an extremely high level of reliability and safety such as aerospace uses or medical life support equipment. Further, R&K cannot export products to any country for use in military or defense applications.

R&K Company Limited

721-1 Maeda, Fuji-City, Shizuoka-Pref. 416-8577 Japan
Tel : +81-545-31-2600 E-mail : info@rkco.jp
Fax : +81-545-31-1600 URL : http://rk-microwave.com