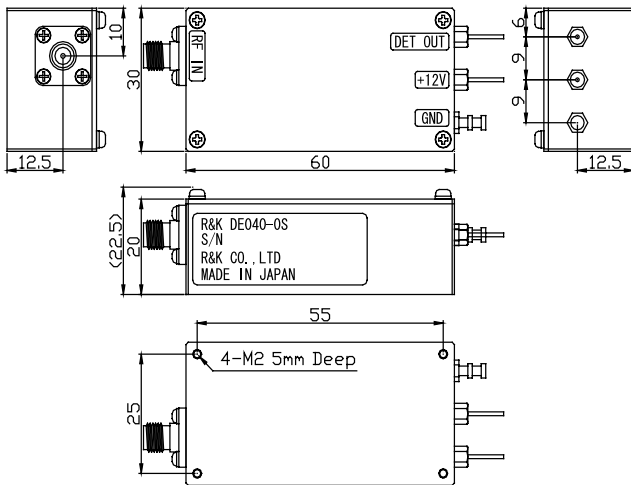


R&K-DE040-0S



OUTLINE DRAWING

※ IN MILLIMETERS



- Broadband Frequency : 1 ~ 6000MHz
- Linear Volts -in- dB
- Built in BUFFER
- Dynamic Range : 60dB (min.)
- RoHS Compliance

SPECIFICATIONS

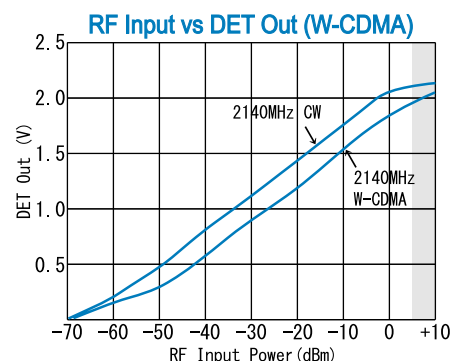
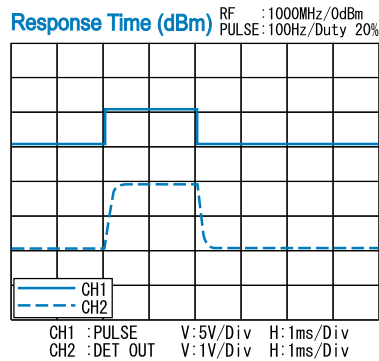
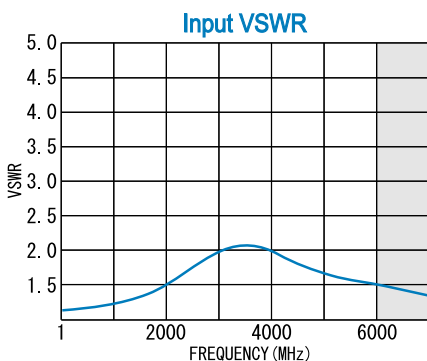
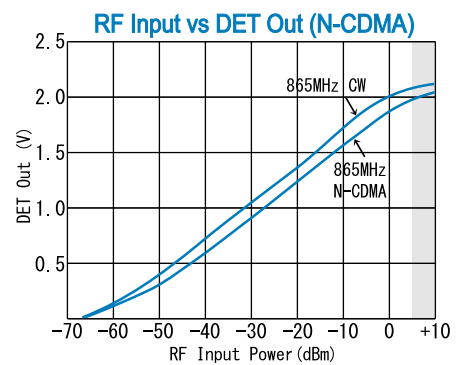
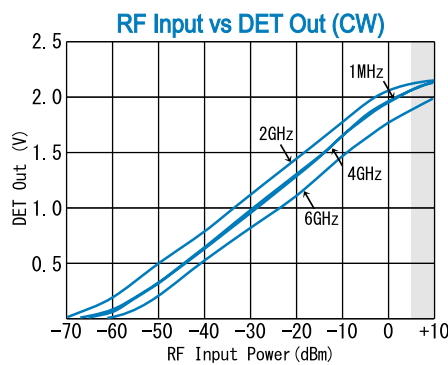
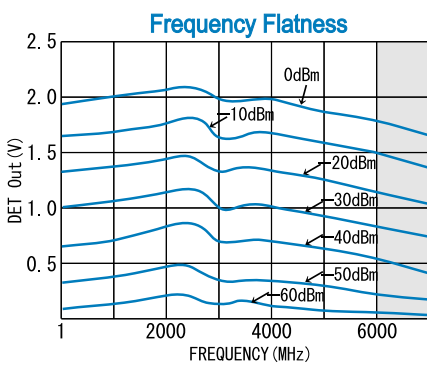
Frequency Range	: 1 - 6000MHz
Dynamic Range	: 60dB(min.) @2GHz
Input Impedance	: 50 Ω
Input VSWR	: 2.0 : 1 (typ.)
High Level Sensitivity	: +2.0V (typ.) @0dBm Input
Low Level Sensitivity	: +0.1V (typ.) @-60dBm Input
Response Time	: 500 μs (max.) tRise/tFall
DC Supply Input	: +12V ± 1V : 120mA (max.)
Maximum RF Input Power	: +5dBm
Operating Temperature	: -20°C to + 60°C
Storage Temperature	: -20°C to + 80°C
Input Connector	: SMA-FEMALE
Output Connector	: EMI FILTER
Weight	: 75g (typ.)

OUTPUT characteristics are measured with 1kΩ. Impedance is DC50Ω between RF input and GND.

HOW TO ORDER

Model Name
R&K-DE040-0S └─ No Option

TYPICAL PERFORMANCE (Temp @ +25°C)



R&K reserves the right to make changes in the specifications of or discontinue products at any time without notice. R&K products shall not be used for or in connection with equipment that requires an extremely high level of reliability and safety such as aerospace uses or medical life support equipment. Further, R&K cannot export products to any country for use in military or defense applications.

R&K Company Limited

721-1 Maeda, Fuji-City, Shizuoka-Pref. 416-8577 Japan
Tel: +81-545-31-2600 E-mail: info@rkco.jp
Fax: +81-545-31-1600 URL: http://rk-microwave.com