
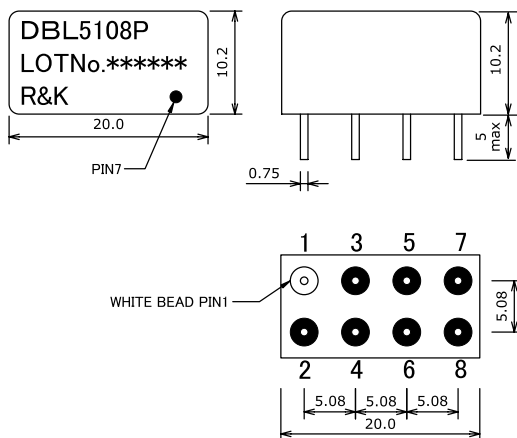


R&K-DBL510



OUTLINE DRAWING

※IN MILLIMETERS



- Frequency : 1-1000MHz
- High Harmonic Rejection
- Low Cost / 8PIN Package
- RoHS Compliance

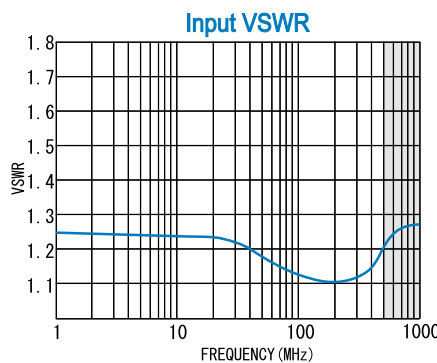
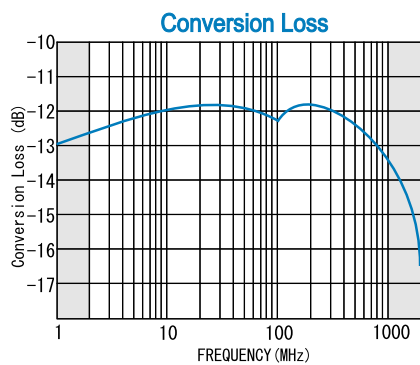
SPECIFICATIONS

Input Frequency Range	: 1- 500MHz
Output Frequency Range	: 2-1000MHz
Conversion Loss	: 12.0dB (typ.)
	: 15dB (max.)
Input Power Range	: +10~ +13dBm
Fundamental Signal Suppression (F1)	: 25dBc (typ.)
	: 18dBc (min.)
Third Harmonic Suppression (F3)	: 30dBc (typ.)
	: 25dBc (min.)
Fourth Harmonic Suppression (F4)	: 14dBc (typ.)
	: 12dBc (min.)
VSWR (Input)	: 1.4:1 (max.)
Operating Temperature	: -40°C to + 85°C
Storage Temperature	: -40°C to +100°C
Impedance (All Ports)	: 50 Ω
Maximum RF Input Power	: 100mW

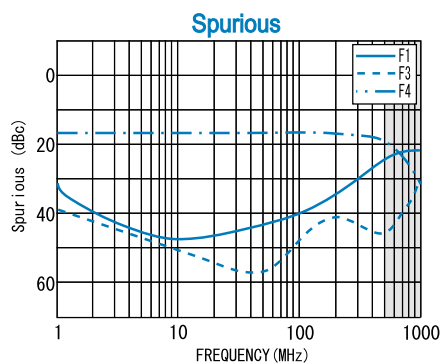
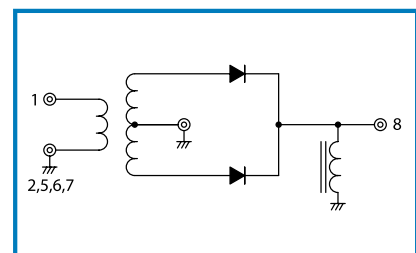
HOW TO ORDER

Model Name
R&K-DBL5108P 8P=8PIN Package

TYPICAL PERFORMANCE (Temp @+25°C)



SCHEMATIC



Function	Pin No.
RF-IN	1
RF-OUT	8
GND	2, 5, 6, 7
N.C.	3, 4

R&K reserves the right to make changes in the specifications of or discontinue products at any time without notice. R&K products shall not be used for or in connection with equipment that requires an extremely high level of reliability and safety such as aerospace uses or medical life support equipment. Further, R&K cannot export products to any country for use in military or defense applications.

R&K Company Limited

721-1 Maeda, Fuji-City, Shizuoka-Pref. 416-8577 Japan
Tel: +81-545-31-2600 E-mail: info@rkco.jp
Fax: +81-545-31-1600 URL: http://rk-microwave.com