
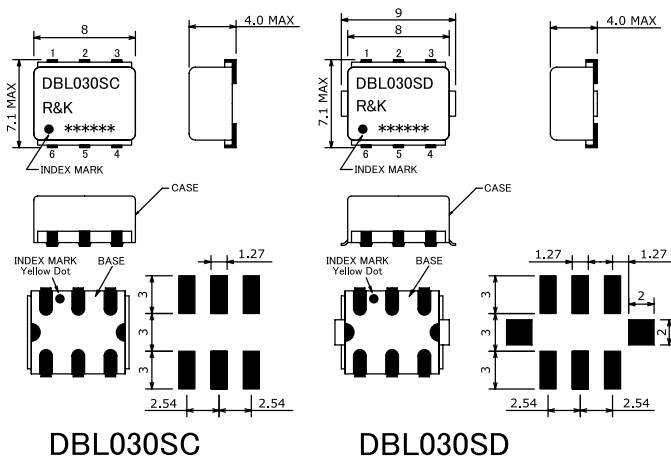


R&K-DBL030



OUTLINE DRAWING

※IN MILLIMETERS



- Frequency : 10–3000MHz
- High Harmonic Rejection
- Small & Low Cost / Surface Mount
- RoHS Compliance

SPECIFICATIONS

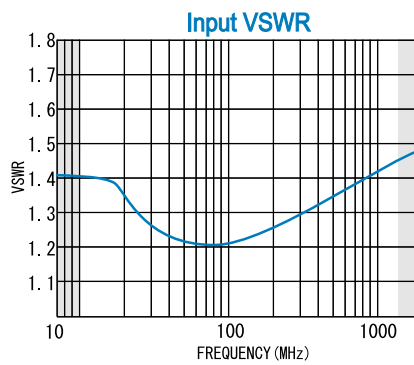
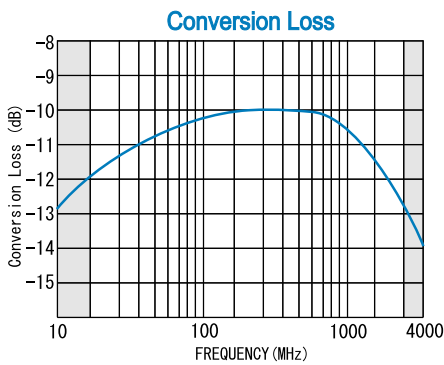
Input Frequency Range	: 10-1500MHz
Output Frequency Range	: 20-3000MHz
Conversion Loss	: 11dB (typ.) : 16dB (max.)
Input Power Range	: +10~ +13dBm
Fundamental Signal Suppression (F1)	: 30dBc (typ.) : 13dBc (min.)
Third Harmonic Suppression (F3)	: 35dBc (typ.) : 20dBc (min.)
Fourth Harmonic Suppression (F4)	: 14dBc (typ.) : 10dBc (min.)
VSWR (Input)	: 1.6:1 (max.)
Impedance (All Ports)	: 50Ω
Maximum RF Input Power	: 100mW
Operating Temperature	: -40°C to + 85°C
Storage Temperature	: -40°C to +100°C
Max.Reflow Soldering Temp.	: 260°C,10sec.
Reflow Soldering Repeatability	: 3 times
Weight (Standard)	: 0.48g (typ.)

HOW TO ORDER

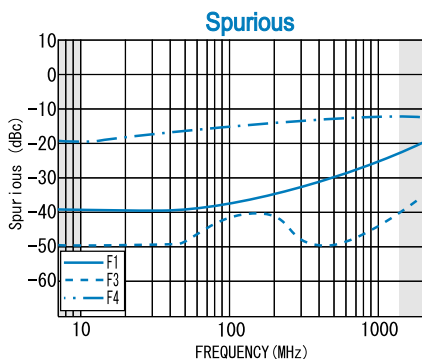
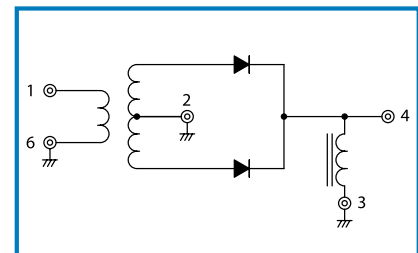
Model Name
R&K-DBL030SC-BLK

BLK=Antistatic bag
 TR1=Tape & Reel Package
 SC=Case Type of SC
 SD=Case Type of SD

TYPICAL PERFORMANCE (Temp @+25°C)



SCHEMATIC



Function	Pin No.
RF-IN	1
RF-OUT	4
GND	2, 3, 6
N.C.	5

R&K reserves the right to make changes in the specifications of or discontinue products at any time without notice. R&K products shall not be used for or in connection with equipment that requires an extremely high level of reliability and safety such as aerospace uses or medical life support equipment. Further, R&K cannot export products to any country for use in military or defense applications.

R&K Company Limited

721-1 Maeda, Fuji-City, Shizuoka-Pref. 416-8577 Japan
 Tel : +81-545-31-2600 E-mail : info@rk.co.jp
 Fax : +81-545-31-1600 URL : http://rk-microwave.com