
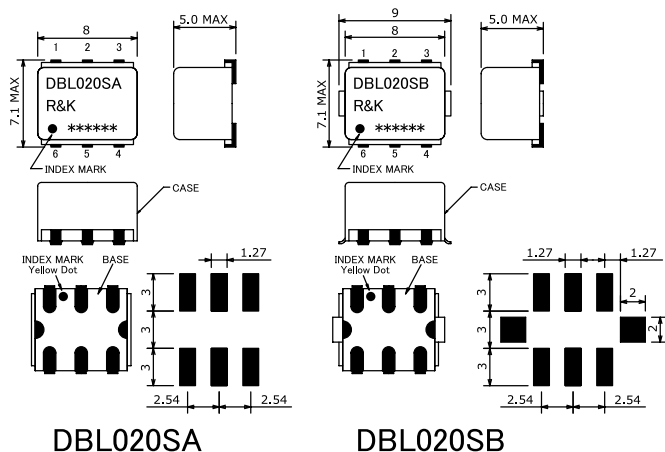


## R&K-DBL020



### OUTLINE DRAWING

※IN MILLIMETERS



DBL020SA

DBL020SB

- Frequency : 1-1000MHz
- High Harmonic Rejection
- Small & Low Cost / Surface Mount
- RoHS Compliance

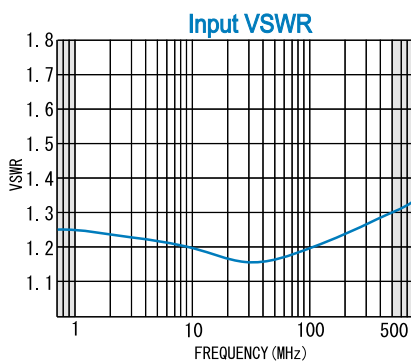
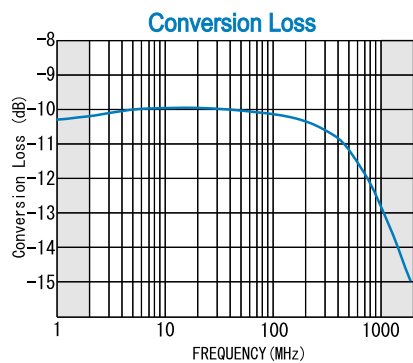
### SPECIFICATIONS

Input Frequency Range	: 1- 500MHz
Output Frequency Range	: 2-1000MHz
Conversion Loss	: 11dB (typ.) : 15dB (max.)
Input Power Range	: +10~ +13dBm
Fundamental Signal Suppression (F1)	: 35dBc (typ.) : 15dBc (min.)
Third Harmonic Suppression (F3)	: 35dBc (typ.) : 25dBc (min.)
Fourth Harmonic Suppression (F4)	: 16dBc (typ.) : 12dBc (min.)
VSWR (Input)	: 1.4:1 (max.)
Impedance (All Ports)	: 50 Ω
Maximum RF Input Power	: 100mW
Operating Temperature	: -40°C to + 85°C
Storage Temperature	: -40°C to +100°C
Max.Reflow Soldering Temp.	: 260°C, 10sec.
Reflow Soldering Repeatability	: 3 times
Weight (Standard)	: 0.48g (typ.)

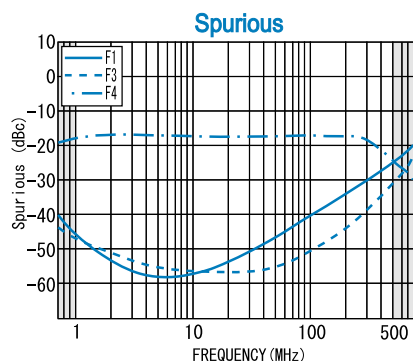
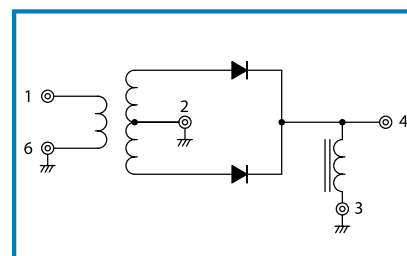
### HOW TO ORDER

Model Name	BLK=Antistatic bag
R&K-DBL020SA-BLK	TR1=Tape & Reel Package
	SA=Case Type of SA
	SB=Case Type of SB

### TYPICAL PERFORMANCE (Temp @+25°C)



### SCHEMATIC



Function	Pin No.
RF-IN	1
RF-OUT	4
GND	2, 3, 6
N.C.	5

R&K reserves the right to make changes in the specifications of or discontinue products at any time without notice. R&K products shall not be used for or in connection with equipment that requires an extremely high level of reliability and safety such as aerospace uses or medical life support equipment. Further, R&K cannot export products to any country for use in military or defense applications.

## R&K Company Limited

721-1 Maeda, Fuji-City, Shizuoka-Pref. 416-8577 Japan  
 Tel: +81-545-31-2600 E-mail: info@rk.co.jp  
 Fax: +81-545-31-1600 URL: http://rk-microwave.com