


# SMALL SIGNAL AMPLIFIER

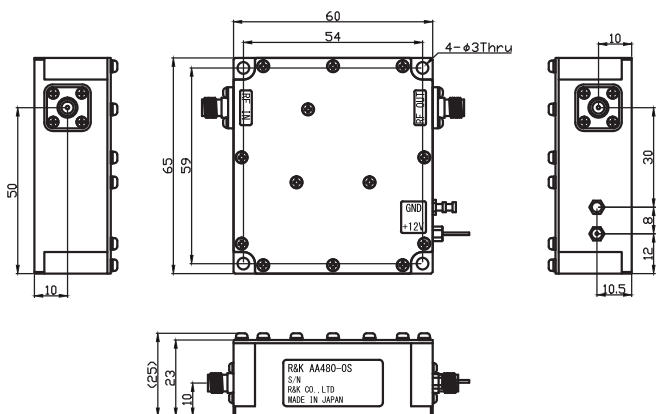


## R&K-AA480-0S



### OUTLINE DRAWING

※IN MILLIMETERS



Base plate must be grounded and mounted to heat sink to guarantee operation up to maximum temperature.

- Broadband Frequency: 1MHz ~ 6000MHz
- Output Power : +26dBm @3GHz
- Gain Flatness : ±2.5dB (max.)
- Low Cost
- RoHS Compliance

### SPECIFICATIONS

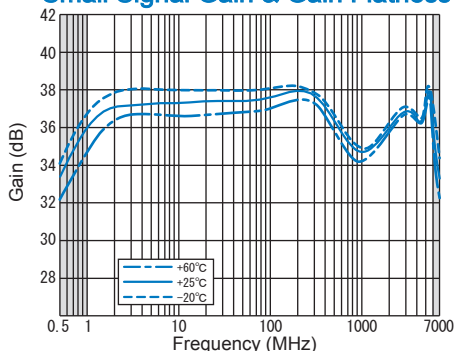
Frequency Range	: 1MHz ~ 6000MHz
Small Signal Gain	: +36dB (typ.) @3GHz : +33dB (min.)
Gain Flatness	: ±2.5dB (max.)
Output Power@1dB Comp.	: +26dBm (min.) @3GHz
Output I.C.P.	: +41dBm (typ.) @3GHz
Noise Figure	: 10.0dB (max.)
NOTE:N.F. value is only guaranteed in the range of 10MHz~6000MHz	
Impedance	: 50 Ω
Input VSWR	: 1.6 : 1 (typ.)
Output VSWR	: 1.8 : 1 (typ.)
DC Supply Input	: +12V ±0.2V : 700mA (max.)
Maximum RF Input Power	: 0dBm
Operating Temperature (@Base Plate Temp.)	: -20°C to +60°C
Storage Temperature	: -20°C to +80°C
Connectors	: SMA-FEMALE
Weight	: 160g (typ.)

### HOW TO ORDER

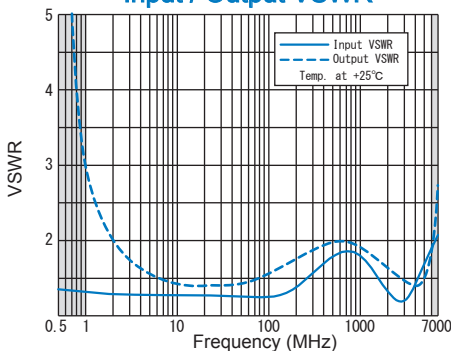
Model Name	R&K-AA480-0S	No Option
		0 = Module
		1 = With Heatsink

### TYPICAL PERFORMANCE

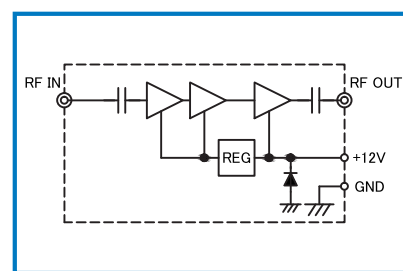
#### Small Signal Gain & Gain Flatness



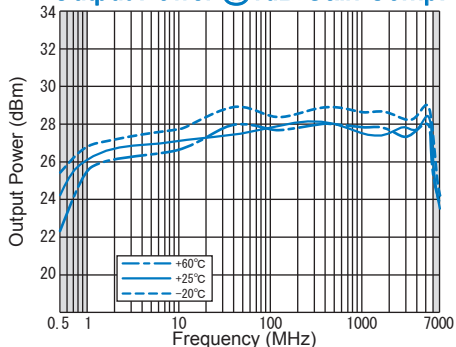
#### Input / Output VSWR



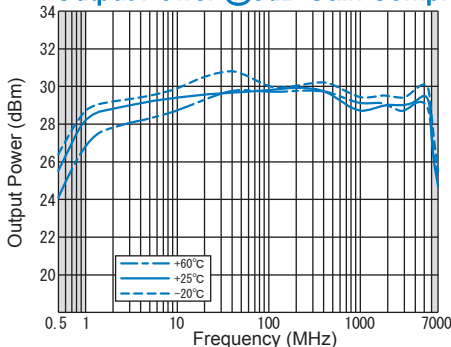
### SCHEMATIC



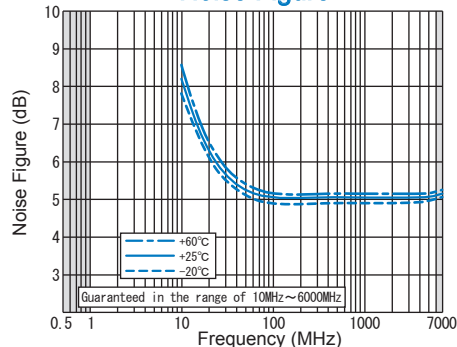
#### Output Power @1dB Gain Comp.



#### Output Power @3dB Gain Comp.



#### Noise Figure



R&K reserves the right to make changes in the specifications of or discontinue products at any time without notice. R&K products shall not be used for or in connection with equipment that requires an extremely high level of reliability and safety such as aerospace uses or medical life support equipment. Further, R&K cannot export products to any country for use in military or defense applications.

## R&K Company Limited

721-1 Maeda, Fuji-City, Shizuoka-Pref. 416-8577 Japan  
 Tel : +81-545-31-2600 E-mail : info@rkco.jp  
 Fax : +81-545-31-1600 URL : http://rk-microwave.com