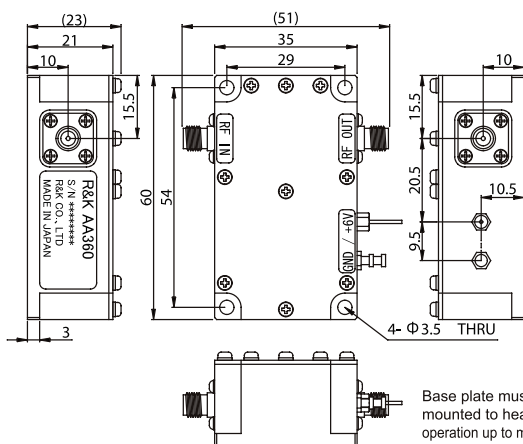


R&K-AA360-OS



OUTLINE DRAWING

※IN MILLIMETERS



- Broadband Frequency : 9.5GHz~13.3GHz
- Output Power : +31.8dBm @11.4GHz
- Gain Flatness : ±2.5dB (max.)
- Low Cost
- RoHS Compliance

SPECIFICATIONS

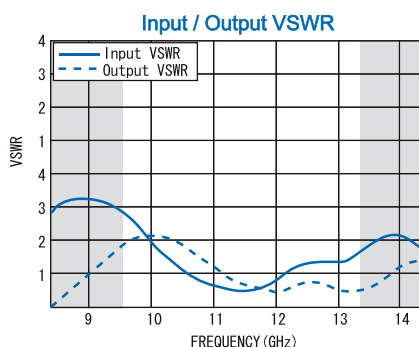
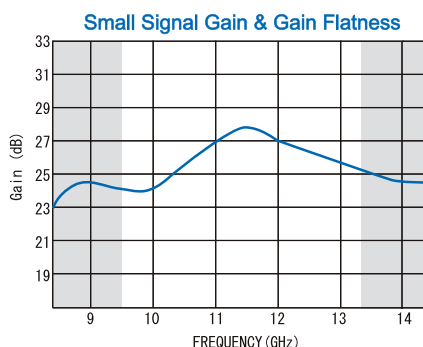
Frequency Range	: 9.5GHz ~ 13.35GHz
Small Signal Gain	: +25.0dB (typ.) @11.4GHz : +22.0dB (min.) △1
Gain Flatness	: ±2.5dB (max.)
Output Power@1dB Comp.	: +31.8dBm (min.) @11.4GHz
Output I.C.P.	: +44.0dBm (typ.)
Noise Figure (Guaranteed Design Value)	: 10.0dB (max.)
Impedance	: 50Ω
Input VSWR	: 2.0 : 1 (typ.)
Output VSWR	: 2.0 : 1 (typ.)
DC Supply Input	: +6V ±0.2V : 1560mA (max.)
Maximum RF Input Power	: +12dBm
Operating Temperature (@Base Plate Temp.)	: -20°C to +60°C
Storage Temperature	: -20°C to +80°C
Connectors (Standard)	: SMA-FEMALE
Weight (SMA Connector)	: 85g (typ.)

HOW TO ORDER

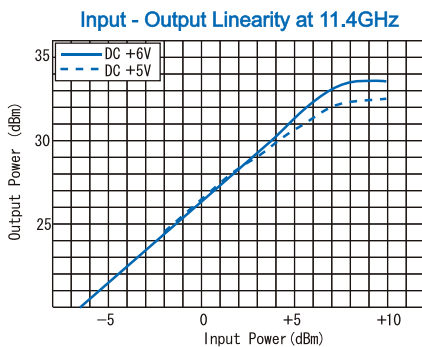
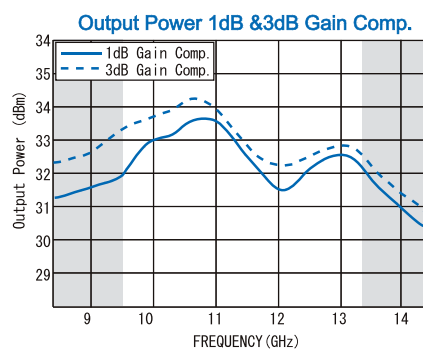
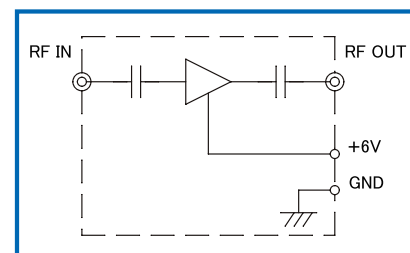
Model Name
R&K-AA360-OS

└─ No Option
└─ 0=Module
└─ 1=With Heat Sink

TYPICAL PERFORMANCE (Temp @+25°C)



SCHEMATIC



*CHANGE △1 02/09/2011

R&K reserves the right to make changes in the specifications of or discontinue products at any time without notice. R&K products shall not be used for or in connection with equipment that requires an extremely high level of reliability and safety such as aerospace uses or medical life support equipment. Further, R&K cannot export products to any country for use in military or defense applications.

R&K Company Limited

721-1 Maeda, Fuji-City, Shizuoka-Pref. 416-8577 Japan
 Tel: +81-545-31-2600 E-mail: info@rkco.jp
 Fax: +81-545-31-1600 URL: http://rk-microwave.com