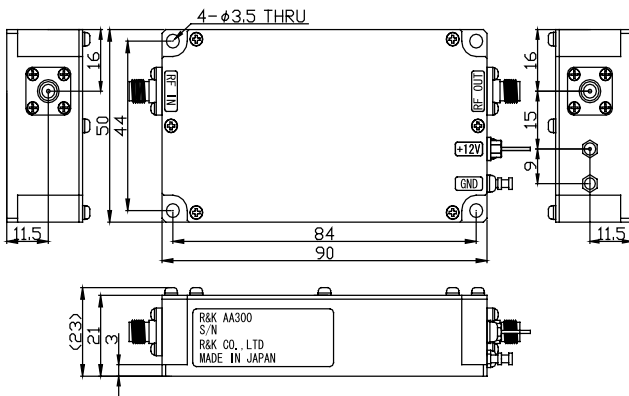


R&K-AA300-OS



OUTLINE DRAWING

※ IN MILLIMETERS



Base plate must be grounded and mounted to heat sink to guarantee operation up to maximum temperature.

- Broadband Frequency : 0.2 ~ 300MHz
- Output Power : +35dBm @100MHz
- Gain Flatness : ± 1.5 dB (max.)
- Low Cost
- RoHS Compliance

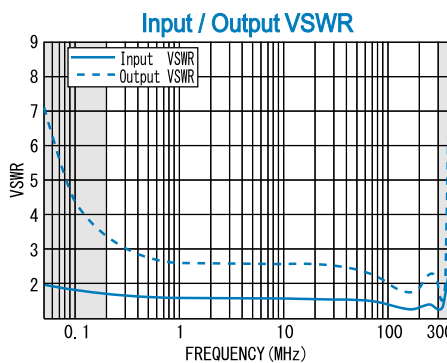
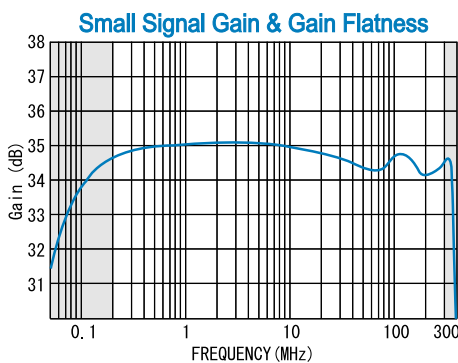
SPECIFICATIONS

Frequency Range	: 0.2 - 300MHz
Small Signal Gain	: +34dB (typ.) @100MHz
	: +33dB (min.)
Gain Flatness	: ± 1.5 dB (max.)
Output Power@1dB Comp.	: +35dBm (min.)@100MHz
Output I.C.P.	: +46dBm (typ.)@100MHz
Noise Figure	: 9.0dB (max.)
Impedance	: 50 Ω
Input VSWR	: 1.5 : 1 (typ.)
Output VSWR	: 3.0 : 1 (typ.)
DC Supply Input	: +12V \pm 1V
	: 1000mA (max.)
Maximum RF Input Power	: +7dBm
Operating Temperature (@Base Plate Temp.)	: -20°C to +60°C
Storage Temperature	: -20°C to +80°C
Connectors (Standard)	: SMA-FEMALE
Connectors (Option)	: BNC-FEMALE
	: N-FEMALE
Weight (SMA Connector)	: 185g (typ.)

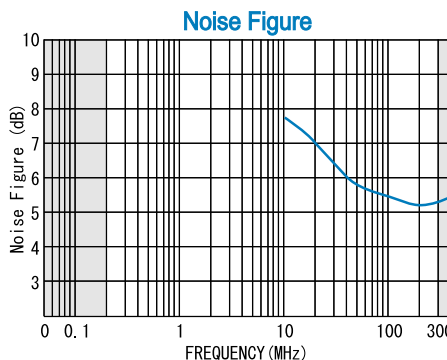
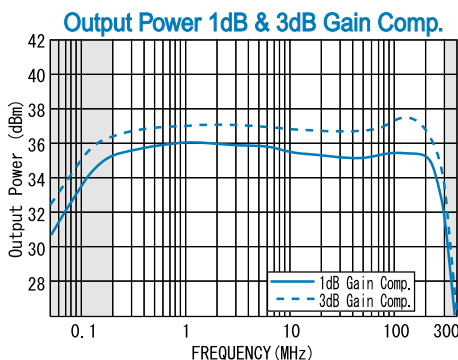
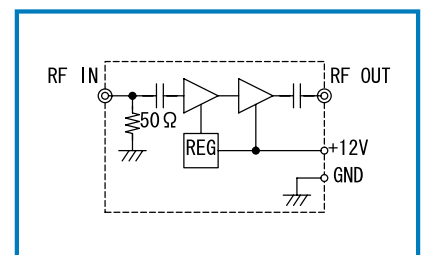
HOW TO ORDER

Model Name		S = SMA - FEMALE
R&K-AA300-OS		B = BNC - FEMALE
		N = N - FEMALE
		0 = Module
		1 = With Heat Sink

TYPICAL PERFORMANCE (Temp @+25°C)



SCHEMATIC



R&K reserves the right to make changes in the specifications of or discontinue products at any time without notice. R&K products shall not be used for or in connection with equipment that requires an extremely high level of reliability and safety such as aerospace uses or medical life support equipment. Further, R&K cannot export products to any country for use in military or defense applications.

R&K Company Limited

721-1 Maeda, Fuji-City, Shizuoka-Pref. 416-8577 Japan
 Tel : +81-545-31-2600 E-mail : info@rkco.jp
 Fax : +81-545-31-1600 URL : http://rk-microwave.com