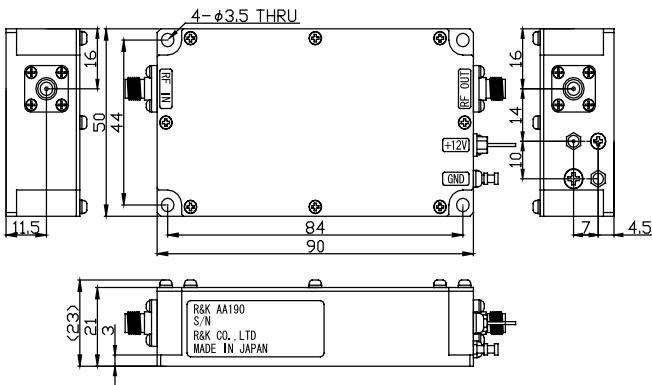


R&K-AA190-0S



OUTLINE DRAWING

※IN MILLIMETERS



- Broadband Frequency : 50 ~ 3000MHz
- Output Power : +35dBm @2GHz
- Gain Flatness : ±1.5dB (max.)
- Low Cost
- RoHS Compliance

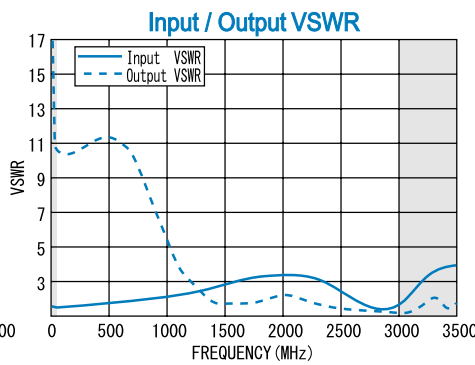
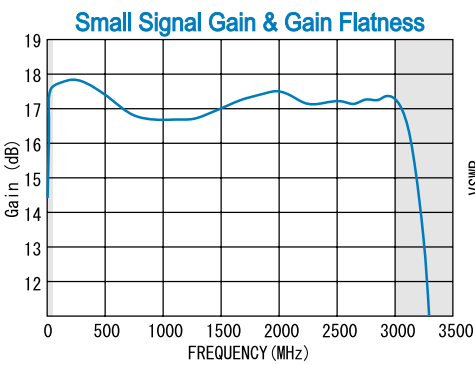
SPECIFICATIONS

Frequency Range	: 50 - 3000MHz
Small Signal Gain	: +17dB (typ.) @2GHz : +15dB (min.)
Gain Flatness	: ±1.5dB (max.)
Output Power@1dB Comp.	: +35dBm (min.) @2GHz
Output I.C.P.	: +44dBm (typ.) @2GHz
Noise Figure	: 9.0dB (max.)
Impedance	: 50Ω
Input VSWR	: 2.0 : 1 (typ.)
Output VSWR (0.05-1GHz)	: 6.0 : 1 (typ.)
Output VSWR (1-3GHz)	: 2.0 : 1 (typ.)
DC Supply Input	: +12V ±0.5V : 1.4A (max.)
Maximum RF Input Power	: +25dBm
Operating Temperature (@Base Plate Temp.)	: -20°C to +60°C
Storage Temperature	: -20°C to +80°C
Connectors (Standard)	: SMA-FEMALE
Connectors (Option)	: BNC-FEMALE : N-FEMALE
Weight (SMA Connector)	: 170g (typ.)

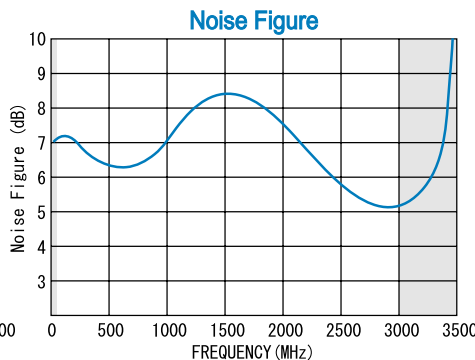
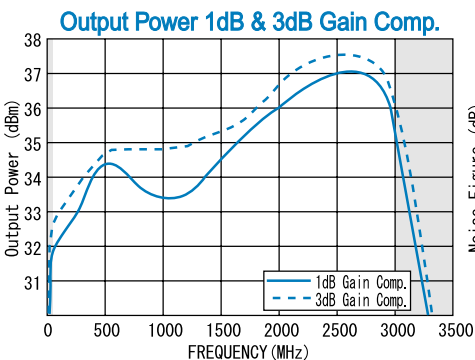
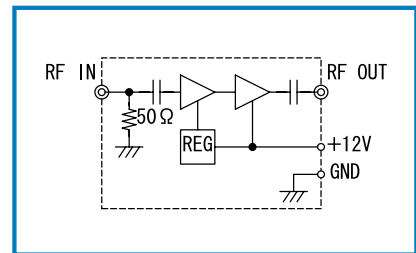
HOW TO ORDER

Model Name	S = SMA - FEMALE
R&K-AA190-0S	B = BNC - FEMALE
	(BNC Operational to 1GHz)
	N = N - FEMALE
	0 = Module
	1 = With Heat Sink

TYPICAL PERFORMANCE (Temp @+25°C)



SCHEMATIC



R&K reserves the right to make changes in the specifications of or discontinue products at any time without notice. R&K products shall not be used for or in connection with equipment that requires an extremely high level of reliability and safety such as aerospace uses or medical life support equipment. Further, R&K cannot export products to any country for use in military or defense applications.

R&K Company Limited

721-1 Maeda, Fuji-City, Shizuoka-Pref. 416-8577 Japan
 Tel : +81-545-31-2600 E-mail : info@rkco.jp
 Fax : +81-545-31-1600 URL : http://rk-microwave.com