
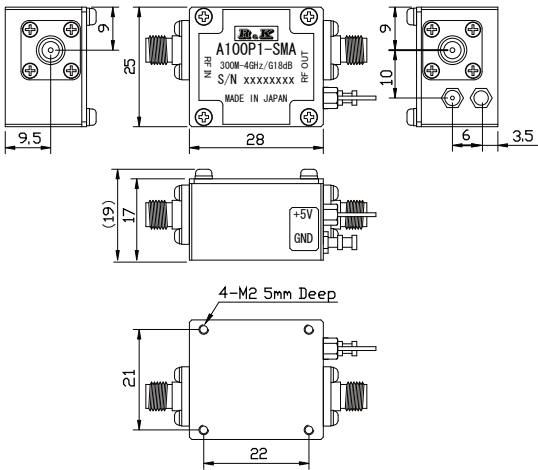


R&K-A100P1-SMA



OUTLINE DRAWING

※ IN MILLIMETERS



- Broadband Frequency : 0.3GHz~4GHz
- Output Power : +14dBm @4GHz
- Gain Flatness : ±1.5dB
- **Low Cost** : @¥4,200

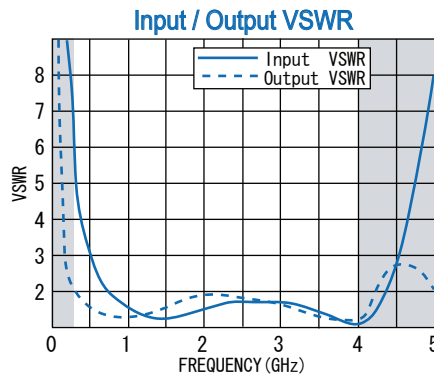
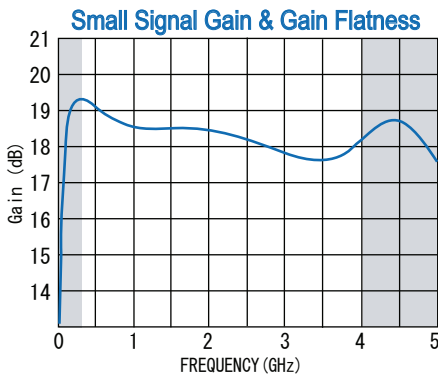
SPECIFICATIONS

Frequency Range	: 0.3—4GHz
Small Signal Gain	: +18dB (typ.) @4GHz : +16dB (min.)
Gain Flatness	: ±1.5dB (max.)
Output Power@1dB Comp.	: +14dBm (min.) @4GHz
Output I.C.P.	: +29dBm (typ.) @4GHz
Noise Figure	: 6.0dB (max.)
Impedance	: 50Ω
Input VSWR	: 2.0 : 1 (typ.)
Output VSWR	: 2.0 : 1 (typ.)
DC Supply Input	: +5V ±0.2V : 100mA (max.)
Maximum RF Input Power	: +3dBm(max.)
Operating Temperature	: - 20°C to + 60°C
Storage Temperature	: - 20°C to + 80°C
Connectors	: SMA-FEMALE
Weight	: 35g (typ.)

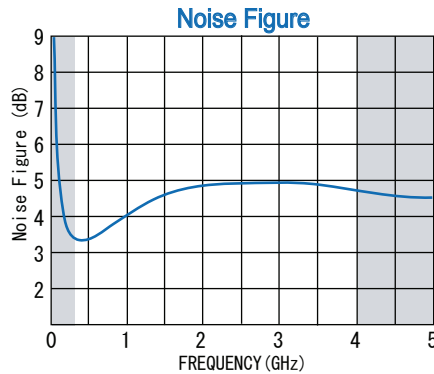
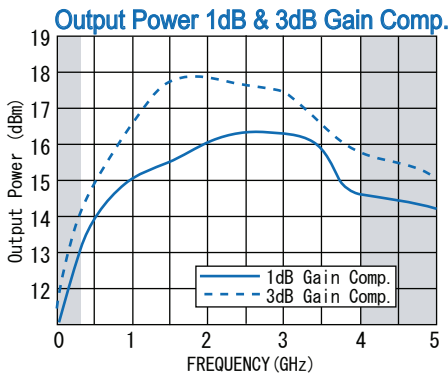
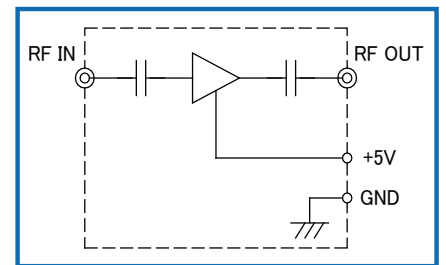
HOW TO ORDER

Model Name
R&K-A100P1-SMA No Option

TYPICAL PERFORMANCE (Temp @+25°C)



SCHEMATIC



R&K reserves the right to make changes in the specifications of or discontinue products at any time without notice. R&K products shall not be used for or in connection with equipment that requires an extremely high level of reliability and safety such as aerospace uses or medical life support equipment. Further, R&K cannot export products to any country for use in military or defense applications.

R&K Company Limited

721-1 Maeda, Fuji-City, Shizuoka-Pref. 416-8577 Japan
 Tel : +81-545-31-2600 E-mail : info@rkco.jp
 Fax : +81-545-31-1600 URL : http://rk-microwave.com